



GasNet Limited

Asset Management Plan 2022-2032

Version Control

Version	Date	Summary of Changes
1.0	1 Jul 2013	First Issue
1.1	18 Dec 2013	Appendix 3.1 Schedule 11b replaced with updated version (page 48) following discovery of errors in the original version (page 47). Further information available in Box 12 of Schedule 14 in GasNet's 2013 Disclosures pursuant to the Gas Distribution Information Disclosure Determination 2012.
2.0	30 Jun 2014	Annual review and update
3.0	30 Jun 2015	Annual review and update
4.0	30 Jun 2016	Annual review and update
5.0	28 Jul 2017	Comprehensive review and update to meet full AMP provisions of GDB ID Determination 2012.
6.0	27 June 2018	AMP Update published in error
7.0	7 November 2018	Annual Review and update
8.0	1 July 2019	Annual Update
9.0	30 June 2020	Annual review and update
10.0	30 June 2021	Annual review and update
11.0	30 June 2022	Annual Review and update

Document No: GNZ-012	Document Name: Asset Management Plan (AMP)	Effective from: 1 July 2022	Version: 11.0
Responsible Manager: General Manager		Approved by Directors: 30 June 2022	Page 1 of 103

Table of Contents

Version Control	1
1.0 INTRODUCTION.....	5
2.0 BACKGROUND AND OBJECTIVES.....	7
2.1 Company Background	7
2.2 Gas Distribution Business.....	7
2.3 Details on AMP Planning Period.....	7
2.4 Effective Date of Data in AMP	7
2.5 Date Approved by Directors.....	7
2.6 Stakeholder Interests.....	7
2.7 Human Resources	9
2.7.1 Organisational Structure	9
2.7.2 Training and Competency	10
2.8 Asset Management Accountabilities and Responsibilities	10
2.9 Asset Management Policy	11
2.10 Strategy and Delivery	11
2.11 Overview of Systems and Data.....	11
2.12 Overview of Asset Management Documentation, Controls and Review Processes	13
3.0 OVERVIEW OF ASSETS & CONSUMERS	14
3.1 Gas Distribution Networks	14
3.1.1 Networks.....	14
3.1.2 Network Assets	15
3.1.3 Physical Statistics	16
3.1.4 Asset Age Profiles.....	16
3.2 Gas Consumers & Utilisation	19
3.2.1 Consumer Overview.....	19
3.2.2 Load Group Classifications	19
3.2.3 Load Group Profiles	19
3.2.4 Connection and Consumer Numbers.....	20
3.2.5 Network Throughput.....	20
4.0 ASSETS COVERED	22
4.1 Whanganui Network	22
4.1.1 Intermediate Pressure (IP) System	22
4.1.2 Medium Pressure (MP) System	26
4.1.3 Low Pressure (LP) System.....	29
4.2 Marton Network	33
4.2.1 Intermediate Pressure (IP) System	33
4.2.2 Medium Pressure (MP) System	36
4.3 Bulls Network.....	38
4.3.1 Medium Pressure (MP) System	39
4.4 Flockhouse Network	40
4.4.1 Medium Pressure (MP) System	41
4.5 Waitotara Network	41
4.5.1 Medium Pressure (MP) System	42
4.6 Non-Network Assets.....	43
4.6.1 Computer Hardware & Software	43
4.6.2 Leasehold Improvements.....	43
4.6.3 Miscellaneous Plant & Equipment.....	43
4.6.4 Office Equipment.....	43
4.6.5 Vehicles	43
5.0 NETWORK RELIABILITY AND INTEGRITY	44
5.1 Functional Requirements.....	44
5.2 Network Design	44
5.3 Network Pressure Control.....	44
5.4 Network Flow Management	45
5.5 Gas Quality.....	45
5.6 Gas Odourisation and Detection.....	45
5.7 Leakage Management.....	46

Document No: GNZ-012	Document Name: Asset Management Plan (AMP)	Effective from: 1 July 2022	Version: 11.0
Responsible Manager: General Manager		Approved by Directors: 30 June 2022	Page 2 of 103

5.8	Cathodic Protection	46
5.9	Public Reported Escapes.....	47
5.10	Leakage review and analysis.....	47
5.11	Mains and Services	47
5.12	Materials and components.....	47
6.0	SERVICE LEVELS	48
6.1	Key Performance Indicators (KPI's).....	48
6.2	Quality of Supply.....	52
6.3	Other reliability, Safety and Environment.....	52
7.0	NETWORK DEVELOPMENT PLANNING	53
7.1	General.....	53
7.2	Network Resilience in a Low-Carbon Economy.....	53
7.3	System Growth	53
7.4	Identified Material Network Development Programmes.....	54
7.4.1	Network.....	54
7.4.2	Non-network.....	54
7.5	Identified Material Network Development Projects	55
7.5.1	Network.....	55
7.5.2	Non-network.....	55
8.0	LIFECYCLE ASSET MANAGEMENT PLANNING (MAINTENANCE AND RENEWAL)	56
8.1	General.....	56
8.2	Asset Replacement and Renewal.....	56
8.3	Identified Material Lifecycle Asset Management Programmes	57
8.3.1	Network.....	57
8.3.2	Non-Network	58
8.4	Identified Material Lifecycle Asset Management Projects	58
8.4.1	Network.....	58
8.4.2	Non-network.....	58
9.0	EXPENDITURE.....	59
9.1	Management of Actual Costs.....	59
9.2	Explanation of Graphs	59
9.3	Operational Expenditure	59
9.3.1	Total Operating Expenditure	59
9.3.2	Network Opex	60
9.3.3	Non-network Opex	61
9.4	Capital Expenditure	61
9.4.1	Total Capital Expenditure.....	61
9.4.2	Customer Connection Capex.....	62
9.4.3	System Growth Capex	63
9.4.4	Asset Replacement and Renewal Capex.....	64
9.4.5	Asset Relocations Capex	65
9.4.6	Reliability, Safety and Environment Capex	66
9.4.7	Non-network Assets Capex.....	67
10.0	RISK MANAGEMENT	68
10.1	Overview.....	68
10.2	Risk Management Policy	68
10.3	Risk Management Process.....	68
10.4	Risk Identification.....	69
10.5	Risk Assessment	69
10.6	Risk Treatment	69
10.7	Coverage	69
10.8	High Impact – Low probability Events.....	69
10.9	Information Availability.....	70
10.10	Monitoring and Review	70
10.11	Responsibilities.....	71
10.11.1	Board of Directors	71
10.11.2	General Manager	71
10.11.3	Management Team.....	71
10.11.4	Managers.....	71

Document No: GNZ-012	Document Name: Asset Management Plan (AMP)	Effective from: 1 July 2022	Version: 11.0
Responsible Manager: General Manager		Approved by Directors: 30 June 2022	Page 3 of 103

10.11.5	<i>Employees</i>	71
10.12	<i>Public Safety Management System</i>	71
10.13	<i>Safety and Operating Plan</i>	71
11.0	EMERGENCY MANAGEMENT	72
11.1	<i>Emergency Response</i>	72
11.2	<i>Network Emergency Plan</i>	73
11.3	<i>Business Continuity Management</i>	74
11.4	<i>Supply Contingencies</i>	74
11.5	<i>Emergency Incident Review</i>	74
12.0	IMPROVEMENT PLAN	75
Appendix 1 – Glossary of Terms		76
Appendix 2.1 – GDB AMP Information Disclosure Schedules 11-13		77
Appendix 2.2 – Schedule 14a: Mandatory Explanatory Notes on Forecast Information		81
Appendix 3 – Schedule 17: Certification for Year-beginning Disclosures		103

Disclaimer:

This Asset Management Plan (AMP) has been prepared and disclosed in accordance with the Gas Distribution Information Disclosure Determination 2012 – consolidated- 3 April 2018.

The information in this document has been prepared in good faith and represents GasNet Limited’s (GasNet) intentions and opinions at the date of issue. To the best of its ability, the information provided is correct at the time of publishing.

Management and the Board are currently undertaking a full scale review of long term asset management which may lead to changes in the expressed 2023 plan and beyond. Any changes implemented will be reflected in the next year’s AMP.

None of GasNet Limited, its directors, officers, employees, shareholder or representatives accepts any liability whatsoever by reason of, or in connection with, any information in this document or any actual or purported reliance on it by any person.

GasNet may change any information listed in this document at any time post publishing.

Document No: GNZ-012	Document Name: Asset Management Plan (AMP)	Effective from: 1 July 2022	Version: 11.0
Responsible Manager: General Manager		Approved by Directors: 30 June 2022	Page 4 of 103

1.0 INTRODUCTION

This Asset Management Plan (AMP) is progressively becoming the key planning document for the management of GasNet's natural gas infrastructure assets. It is published to both demonstrate to stakeholders that GasNet manages its assets in a manner consistent with industry best practice and to meet the requirements under the Gas Distribution Information Disclosure Determination 2012 – consolidated- 3 April 2018 (IDD).

This 2022 version of the AMP is the seventh to be published under the full provisions of the information disclosure requirements, whereas previous publications were produced under transitional provisions made available to GasNet.

GasNet has been active during the 2021-22 financial year with initial implementation of an asset management software solution. The undertaking has wide-reaching benefits as it:

- integrates with both our
 - geospatial information system (QGIS) and
 - job work flow system (Univerus Field)
- is a new tool available to all personnel irrespective of location and communications platform
- incorporates sophisticated reporting options, including specific reporting against the Regulatory Asset Base (RAB)
- will ultimately incorporate all assets (RAB, non-RAB and common) owned by GasNet – the priority is on getting the RAB assets live

Please note that all charts identify the 2022 disclosure year (our 2021-2022 financial year ending 30 June 2022); however where either there is no:

1. data applicable, or
2. audited data available as the disclosure year is incomplete, then

the data entry for 2022 will be one of zero, blank or forecast. Forecast may be a combination of actual (year to date to April/May 2022) and projected June 2022, or the budget for the item for the 2021-22 where this is considered the best forecast at this time.

Business Context

Co-incident with the preparation of this 2022-32 AMP together there are a number of significant governmental processes underway which may singularly or in combination impact of the future risks and opportunities for GasNet Limited. These include:

- COVID-19 pandemic
- Climate Change Commission (CCC) advice 'a low emissions future for Aotearoa', May 2021 to Government
- Government decision making on its first three emission budgets and emissions reduction plan 2022-2025 by May 2022
- Treaty of Waitangi partner obligations recognising co-design as imbedded in our applicable legal framework underpinning Climate Change Commission advice in 2022 onwards
- Ministry for the Environment consultation document on 'phasing out fossil fuels in process heat', April 2021 ... mentions local government required to consider greenhouse gas when consenting new buildings from 1 January 2022
- NZ Commerce Commission Regulatory Period reset work stream to be implemented from 1 October 2022
- Gas Industry Company (GIC) [fossil] Gas Transition Plan planned for release December 2023

The overarching themes emerging are:

- Uncertainty regarding the future position of natural gas usage within the country's energy balance and thus
 - Investment signals in the near to medium term
 - Applicability of NZCC Regulatory framework and intensity of new regulation falling out of CCC recommendations.
 - Applicability of current NZCC DPP framework for what will be a very changed market environment

Document No: GNZ-012	Document Name: Asset Management Plan (AMP)	Effective from: 1 July 2022	Version: 11.0
Responsible Manager: General Manager		Approved by Directors: 30 June 2022	Page 5 of 103

- Potential need for Government and/or regulatory incentives to offset risks which emerge from this uncertainty – an example under Default Price-quality Path 3 (DPP3) is accelerated depreciation caused by shortening of regulatory asset life

Document No: GNZ-012	Document Name: Asset Management Plan (AMP)	Effective from: 1 July 2022	Version: 11.0
Responsible Manager: General Manager		Approved by Directors: 30 June 2022	Page 6 of 103

2.0 BACKGROUND AND OBJECTIVES

2.1 Company Background

GasNet is an energy company under the Energy Companies Act 1992 which is 100% owned by Whanganui District Council Holdings Limited, a Whanganui District Council “Council Controlled Trading Organisation”. GasNet commenced trading on 1 July 2008 after purchasing the network (and metering) business from Wanganui Gas Limited. Previously GasNet had been operating as an independent trading division of Wanganui Gas Limited with responsibility for managing the network (and metering) assets for the company. On 30 June 2017 GasNet Limited and its parent Wanganui Gas Limited were amalgamated to become GasNet Limited.

GasNet’s origins go back to the late 19th century when in 1879 Wanganui Gas Company Limited was formed as a private enterprise to reticulate manufactured gas within the city of Whanganui. All networks owned and operated by GasNet have been constructed to natural gas standards since 1970.

2.2 Gas Distribution Business

GasNet owns and operates five natural gas distribution networks in the Whanganui, Rangitikei and South Taranaki regions in the North Island of New Zealand.

In accordance with the Gas Act 1992, GasNet is defined as a “Gas Distributor” and under the IDD is a Gas Distribution Business (GDB).

2.3 Details on AMP Planning Period

The AMP planning period is 1 July 2022 to 30 June 2032.

2.4 Effective Date of Data in AMP

Except where otherwise specified, data contained within this AMP, typically shown in tables and graphs, is based on that which existed as at 31 May 2022. Please note that all charts identify the 2022 disclosure year (our 2021-2022 year ending 30 June 2022); however where either there is no:

1. data applicable, or
2. audited data available as the disclosure year is incomplete, then

the data entry for 2022 will be one of zero, blank or forecast. Forecast may be a combination of actual (year to date to April/May 2022) and projected June 2022, or the budget for the item for the 2021-22 where this is considered the best forecast at this time.

2.5 Date Approved by Directors

GasNet’s Board of Directors formally approved this AMP on 30 June 2022

2.6 Stakeholder Interests

Stakeholder interests are considered within GasNet’s asset management practices in providing a safe and reliable gas supply to all.

GasNet’s asset management practices implicitly acknowledge the diversity of interests and are reviewed and modified over time in response to feedback from stakeholders, change in legal and/or regulatory requirements, and identified organisational practice improvement.

Any conflicting stakeholder interests are managed to ensure that appropriate levels of separation, accountability and authority are in place. Decisions are normally made based on the asset management drivers and if this fails to provide a solution, a decision is made at the appropriate level within management or the Board.

Whilst the occurrence of conflict with, or between, the needs of stakeholders seldom occurs, GasNet will apply the following considerations in resolving conflict:

- Safety of people and property
- Reliability of the gas supply
- Compliance with the law, industry standards and codes
- Fairness and equity to all parties
- Regulatory compliance

GasNet has identified the following stakeholders as having an interest in how GasNet manages its gas distribution assets:

Document No: GNZ-012	Document Name: Asset Management Plan (AMP)	Effective from: 1 July 2022	Version: 11.0
Responsible Manager: General Manager		Approved by Directors: 30 June 2022	Page 7 of 103

Table 1 Stakeholders

Stakeholder	Interest
District and Regional Councils	Environmental impacts, local economic development and in the control of, and access to, assets in the road corridor.
Economic Regulator (NZ Commerce Commission)	Statutory obligations, economic efficiency, compliance and public disclosure of this AMP
Electricity and Gas Complaints Commissioner	Compliance with the Electricity and Gas Complaints Scheme.
Emergency Services and Civil Defence	Safety of public and their property, preparedness for emergency events
Gas Consumers	Delivery of a safe, reliable, and efficient product
Gas Retailers	Distribution of a safe, reliable, efficient supply of gas at minimum sustainable economic value.
GasNet Board of Directors	GasNet's performance in relation to its statutory obligations and their responsibilities as the governing body of the Company on behalf of the shareholder.
GasNet Employees	Implement GasNet's policies and procedures to maximise the utilisation and performance of its assets.
GMS owners	Provision of gas supply from the outlet of the gas network that meets agreed performance criteria
Industry Regulators (Ministry of Business, Innovation and Employment and Gas Industry Company)	Statutory obligations, economic efficiency, safety of employees and the public, industry best practice
Insurers	GasNet responsibly manages its assets and risks
KiwiRail	Control and access to assets in the rail corridor
Landowners	Landowners with GasNet assets on their property have interests in safety, easements, access requirements and property maintenance.
NZ Transport Agency	Control and access to assets in the State Highway road corridor.
Property developers	Connection policies and costs are fair and that plans for network extensions work within their needs.
Public	Safety and information
Service Providers and Contractors	Support services
Shareholder	Achievement of an adequate return on investment and being a good corporate citizen.
Transmission Company (Firstgas Limited)	To deliver gas to each of the five Sales Gates that meets the gas specification and is odourised.
Other utility infrastructure asset owners	Identification of assets for both maintenance and development works, and to ensure that assets owned by GasNet and other asset owners that are in proximity, are managed through the knowledge of each other's whereabouts.

Stakeholder interests have been identified and accommodated in the asset management practices of GasNet through the following processes:

- The GasNet Board of Directors agrees to an annual Statement of Corporate Intent which details corporate strategy with respect to asset management planning.
- Corporate organisational goals and objectives support the establishment and completion of asset management projects consistent with corporate vision.
- Meetings and discussions with retailers, consumers, developers and landowners help to establish asset management policy and practices in regard to levels of service, charging regimes and network planning including the price/quality.
- Government and territorial authority legislation provides a key input into the way that asset management work is planned, designed and undertaken.
- Customer complaints provide valuable feedback on the quality of supply and influence the development of the Asset Management Plan.
- Consultation with interested parties over specific projects ensures that they are included in the Asset Management Plan as early as possible to allow sufficient planning to be undertaken.

Document No: GNZ-012	Document Name: Asset Management Plan (AMP)	Effective from: 1 July 2022	Version: 11.0
Responsible Manager: General Manager		Approved by Directors: 30 June 2022	Page 8 of 103

- Operational and project performance reporting is provided to the Board of Directors on a monthly basis and includes contractor performance, project management performance and financial performance. This is used to establish future Asset Management Plan programmes and to compare progress against targets in each annual Asset Management Plan.
- GasNet’s operational base and staff employed within the company are within the very communities that it serves so that it is not uncommon for information obtained through community channels to prove beneficial to GasNet to better understand the needs and issues that face consumers and other stakeholders in these communities.

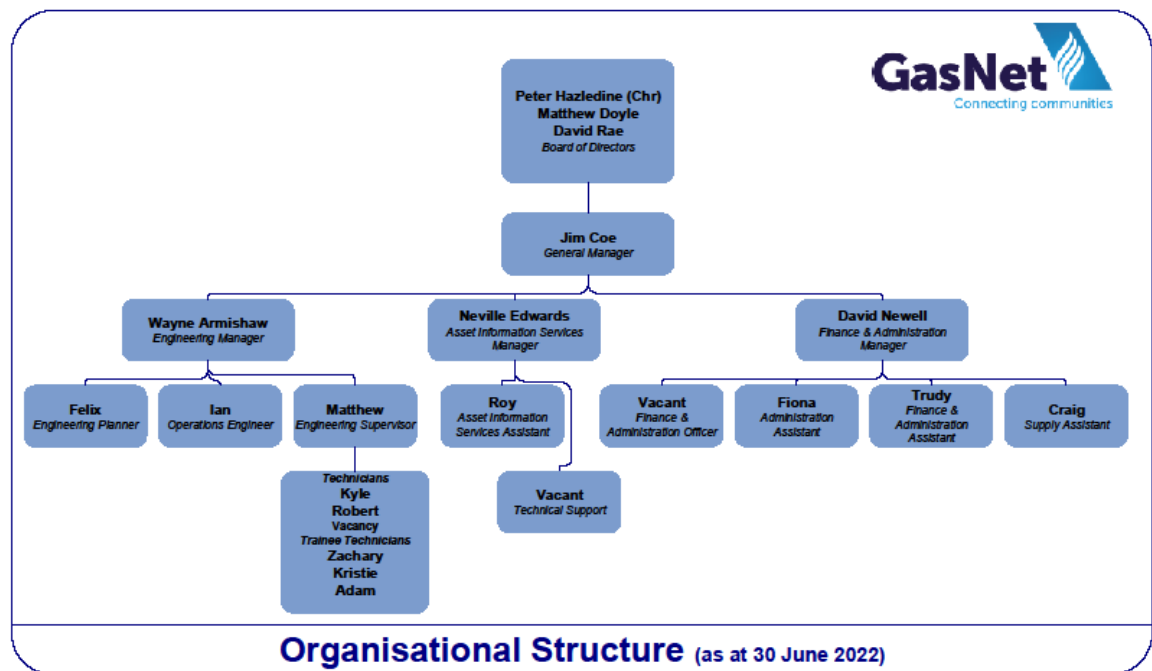
Regular periodic surveying of consumers has been identified as an opportunity for improvement but not yet implemented. Such feedback would provide valuable information on security and reliability of supply which assists in network planning.

2.7 Human Resources

2.7.1 Organisational Structure

GasNet employs eighteen full time staff and one part timer to manage the day to day operations of the Company, eleven of whom are office based and seven field based. There are three functional sections of the Company covering Engineering, Finance & Administration and Asset Information Services. Essential for a company the size of GasNet, within and across each section there is a focus on multi-skilling of personnel to provide cover for all areas in the event of absence. All personnel are based at the Company’s Cooks Street premises with the office personnel located in an open plan office, which promotes a high level of intercommunication between sections.

GasNet’s organisational structure is shown below.



Financial and Administration (F&A) section support for the entire Company is performed by a team of five (one vacancy) who also provide the initial point of contact with consumers and retailers for customer service and emergency response.

The Asset Information Services (AIS) section has two persons and a contracted technical support person who create, update, and manage the Company’s asset records in the Work Management System (WMS), and spatially record assets in GasNet’s electronic Geographical Information System (GIS), and now use our new asset management application to capture and report on asset condition etc..

The Engineering section employs three office based engineering personnel and seven field based personnel with responsibility for annual planned operations and new longer term planning initiatives. Operations includes all the field work associated with construction, operation and maintenance of all networks. GasNet has consciously retained its own direct labour workforce but does contract out work to external organisations. As a result, GasNet staff have a wealth of very long term engineering and operational experience within personnel reaching back some 30 years. Continued use of its own direct labour force ensures that in-house knowledge of GasNet’s assets and their condition is retained and recorded, and a greater sense of personal ownership of the networks is realised.

Field activities requiring specialist skills, experience or equipment, or that are performed infrequently are typically provided by external organisations under contract. These activities include the civil construction activities of

Document No: GNZ-012	Document Name: Asset Management Plan (AMP)	Effective from: 1 July 2022	Version: 11.0
Responsible Manager: General Manager		Approved by Directors: 30 June 2022	Page 9 of 103

excavation, backfilling, drilling and boring, and gas industry specialised works such as high pressure steel construction, welding and flow-stopping and cathodic protection. The infrequency of work in some of these disciplines and the few specialist personnel that are available in New Zealand to complete such work, make this the better option for the Company.

2.7.2 Training and Competency

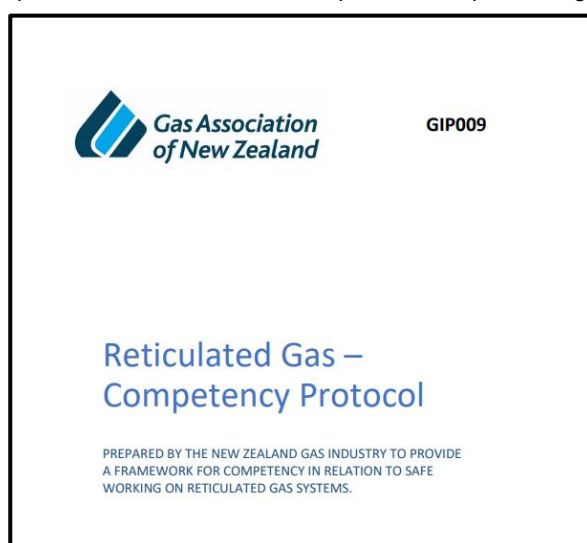
All positions within GasNet have specific competency requirements which are specified within the position description for each role. Annual personnel performance and development reviews provide the opportunity to review performance against the requirements of the role and to identify any further training that may assist with professional development and any change in the competency requirements of the position.

Recruitment processes ensure that candidates selected currently meet or have the ability to achieve the competencies required for the position. New employees are assessed against the competency requirements of the position and training gaps identified. A training plan is agreed to develop the individual's competency to meet the needs of the position. The company assesses the competency of an individual by the attainment of NZQA unit standards of learning achieved which collectively form qualifications, and relevant experience in performing associated activities.

All GasNet personnel employed to carry out field based network activities are trained in accordance with the GANZ Gas Industry Competency Protocol (GIP-009). Regular refresher training is carried out in accordance with the requirements of GIP-009 to ensure currency of competence. The Protocol was reviewed by industry in 2020/21 and competency requirements for work tasks changed. The company will commence a process to transition to the new requirements by completing a gap analysis and tailoring a training plan for each person in 2022.

Engineering and other office based personnel hold qualifications relevant for their position and a number hold the National Certificate in Gas Marketing, Business and Administration – Gas Emergency Response.

Qualification and experience details for all personnel are kept in individual Personnel Files held by GasNet and recorded in Risk Manager.



2.8 Asset Management Accountabilities and Responsibilities

The asset management accountabilities and responsibilities for the key roles within GasNet are as follows:

Table 2: Accountabilities and Responsibilities

Role	Accountabilities and Responsibilities
Board of Directors	Accountable for the overall corporate governance of GasNet and to the shareholder for their actions. The governance role includes the setting of the Company's strategic direction. The Board reviews and approves the following asset management processes and plans: <ul style="list-style-type: none"> - Strategic Plan; - This Asset Management Plan; - Key Policies (health & safety, asset management, financial) - Annual operating and capital expenditure budgets; - Delegated financial authorities for GasNet management and other employees; - Major projects; - Risk Management Plan - Interim and Annual Reports; - Disclosure documents. The Board approves any operating expenditure purchase in excess of \$50,000 and capital expenditure purchase in excess of \$25,000.
General Manager	Accountable to the Board of Directors for recommending and implementing the strategic direction and for managing the day-to-day operations of GasNet.
Role	Accountabilities and Responsibilities (cont'd)
Engineering Manager	Responsible to the General Manager for ensuring that the gas distribution (network and measurement) systems are designed, constructed, operated and maintained to ensure

Document No: GNZ-012	Document Name: Asset Management Plan (AMP)	Effective from: 1 July 2022	Version: 11.0
Responsible Manager: General Manager		Approved by Directors: 30 June 2022	Page 10 of 103

	the safe, reliable and efficient transportation of gas through its systems. The Engineering Manager is also responsible for the Public Safety Management System under GasNet's NZS7901:2008 certification.
Engineering Planner	Responsible to the Engineering Manager for advocating the asset strategy and developing, monitoring and analysing asset objectives, performance and reliability. This involves overseeing the long term activities on the network, GMS and non-infrastructure assets.
Operations Engineer	Responsible to the Engineering Manager for technical, planning & operational requirements associated with the design, construction, operation and maintenance of GasNet's gas distribution (network and GMS) system assets.
Engineering Supervisor	Responsible to the Engineering Manager for overseeing the construction, operation and maintenance of new and existing assets, and for the day to day management of employees, contractors and other service providers working on the assets.
Asset Information Services Manager	Responsible to the General Manager for managing the records and systems associated with the recording and management of GasNet's network asset records.
Finance & Administration Manager	Responsible to the General Manager for financial, administration and inventory functions of the company.
Technicians	Responsible to the Engineering Supervisor for completing the day to day construction, operation and maintenance activities on GasNet's gas distribution (network and GMS) system assets.

2.9 Asset Management Policy

GasNet's Asset Management Policy was last reviewed in June 2021. The policy takes guidance from the ISO 55000 series of asset management standards. The impact of this change has yet to be fully realised by GasNet but will be better understood as GasNet works through these standards in conjunction with implementation of Univerus Asset asset management software.

2.10 Strategy and Delivery

GasNet has yet to develop a formal documented Strategic AMP discussed in the ISO 55000 series of asset management standards, but such thinking is evidenced throughout the organisation and its documentation. There are many examples of strategies both past and present that GasNet has implemented (some of which are described in this AMP), typically spanning a number of years that relate to the strategic management of its network assets.

GasNet recognises the value and benefit in centralising its strategies into one document and now plans to complete this task in conjunction with a company strategic planning review in the coming years. Such endeavours are significantly impacted by uncertainty noted in section 1.0 above.

2.11 Overview of Systems and Data

GasNet's information systems are extensive both in terms of hardware and software applications.

Each GasNet employee is assigned a PC; a desktop for office based personnel and either a laptop or tablet device with remote access for field based personnel. To strengthen resilience the company has invested in working from home hardware which provides for office systems to be moved from the office to home based environments within hours in a seamless transition without interruption to business.

All devices are connected to GasNet's IT network which is provided under a Service Level Agreement (SLA) with the Whanganui District Council (WDC). Under the terms of the SLA the WDC provide the following hardware and software support services:

Hardware Support

- All infrastructure hardware up to and including the hub at the GasNet building
- Data storage and retrieval
- Printing to network printers
- Internal and external email access
- Internet access
- Data and file access security
- Physical server and data security
- Network infrastructure maintenance
- File and data backup and recovery
- VPN access for remote working

Software Support

- Microsoft suite of applications (Windows, Office Suite, Project, Visio, Internet Explorer, Publisher)
- Finance One
- ANZ Online Banking (software)
- Payglobal

Document No: GNZ-012	Document Name: Asset Management Plan (AMP)	Effective from: 1 July 2022	Version: 11.0
Responsible Manager: General Manager		Approved by Directors: 30 June 2022	Page 11 of 103

- Web Marshal
- Virus protection
- Telepo

The WDC has provided IT network services to GasNet, and its predecessor, for decades in a mutually beneficial arrangement, with the WDC as the “ultimate owner” having an interest in the Company and GasNet’s need for IT services. The arrangement is a good fit for GasNet and provides access to services it may otherwise be unable to obtain, or that may not be cost effective for a smaller operation such as GasNet.

Based on this platform and with an extensive suite of software applications in current use, GasNet considers it is well placed to provide the ever increasing demand for information, particularly in light of the regulatory regime under which this AMP is developed.

The following table provides a summary of the main software applications currently in use.

Table 3 Software Applications

Application	Purpose
QuantumGIS (QGIS)	Capture, store, manipulate, analyse, manage, and present GasNet’s network assets spatially in electronic format.
Univerus Assets (Assetfinda)	Stage 1 of the Asset Management software AssetFinda implementation was completed in December 2021 and Stage 2 is currently in development. Refer also to section 1 and 8.4.1
Finance One (Technology One)	Enterprise-wide control and integration of financial information including General and Job Ledger reporting, financial reporting and inventory (inward goods, stock issue, inventory management), with linkage to the payroll application PayGlobal.
Gas Registry (Gas Industry Company)	The central gas registry which stores and manages information to support the ready switching of gas customers between retailers on open access natural gas networks in New Zealand (GasNet, Powerco & Firstgas).
IntraMaps (Digital Mapping Solutions)	Web based viewing application providing office and field access to GIS records of the network, and ICP information uploaded from the MIDaS application.
Univerus Field (previously fieldGO)	FieldGO, a Web based works management and field data capture software was upgraded to its replacement application ‘Univerus Field’ which went live on the 15 th June 2022
MasterLink (Mercury)	Proprietary software associated with the Mercury Time of Use devices which log gas flow volume, pressure and temperature.
MIDaS (GasNet)	Developed in 2006 specifically for GasNet the MIDaS, or “Meter and ICP Data System” (MIDaS), application is the database of record for all ICP, retailer and consumer information, which is reconciled on a regular basis with the Gas Registry. All information that is attributed to an ICP is held in MIDaS. MIDaS also provides the throughput and associated billing information for invoicing retailers for network services provided.
OATIS (First Gas)	OATIS which stands for “Open Access Transmission Information System”, provides access to historic volume throughput information for each of GasNet’s 5 Sales Gates, and can be selected in daily or hourly increments.
PayGlobal	Payroll services including timesheet entry and leave management, with linkage to Finance One.
PMAC (Technology)	Proprietary software associated with the Cello devices which captures and manages the pressure and measurement data from remote monitoring sites (referred to in this AMP as Monitoring and Control Systems) in addition to over/under pressure alarms which are relayed to Technicians for first response.
Risk Manager (Impac)	Web based safety and environmental risk management application which captures stores and manages all risks identified by GasNet, integrated with incident investigation management and reporting.
Synergi Gas	Natural gas network modelling software used to analyse the gas distribution network through modelling of the network assets and

Document No: GNZ-012	Document Name: Asset Management Plan (AMP)	Effective from: 1 July 2022	Version: 11.0
Responsible Manager: General Manager		Approved by Directors: 30 June 2022	Page 12 of 103

	application of pressure and flow scenarios to determine the effects on the network. The application provides information to facilitate design, planning and operating decisions.
TicketAccess (PelicanCorp)	Automated plan response to asset location enquiries.
Intranet (SharePoint)	Central access point to the latest version of key Company documents (i.e. Policies, Procedures, Safe Work Procedures (SWP's), Plans, Registers, Forms, Material Specifications, Material Safety Data Sheets (MSDS), etc.).
Telepo	Cloud hosted telephony system

In addition to a wealth of information contained within the various applications and databases referred to above, GasNet has an extensive range of MS Excel spreadsheets and one MS Access database. Whilst ideally all data should be held within a managed software application, there are many instances where it is not cost effective to do so, typically due to the infrequency of use or the amount of information/data being held.

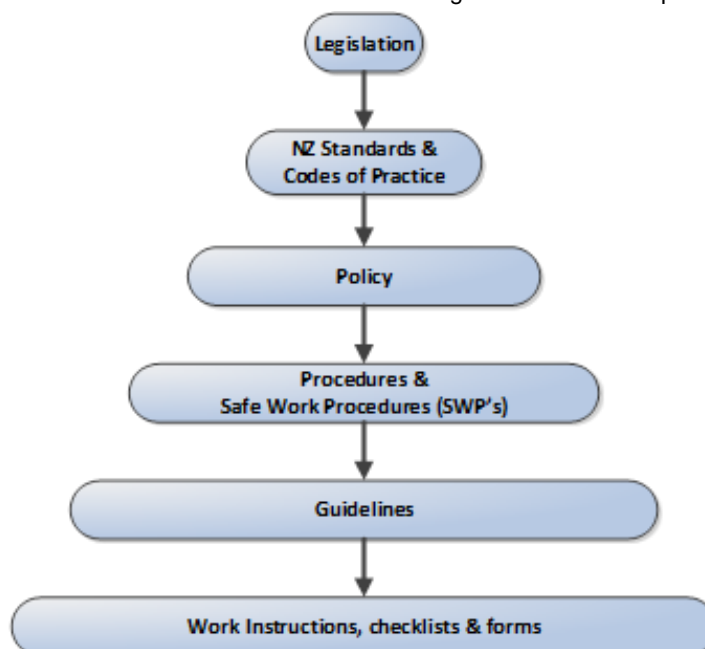
GasNet recognises that the Information Disclosure Determination 2012 (IDD) significantly increases the level of data capture, and information management and disclosure, GasNet considers itself well placed to ensure that it will continue to meet or exceed the demands on its information technology systems.

2.12 Overview of Asset Management Documentation, Controls and Review Processes

Much of GasNet's asset management documentation is integrated within other documentation and consequently there are few asset management specific documents. GasNet's Public Safety Management System (PSMS) is an example where the opportunity was taken to integrate asset management with the documentation developed for the safety management system, particularly relevant given many of the synergies between the requirements. The Risk Management Policy is a generic document encompassing all risks the Company either is or may be exposed to, as shown in the comprehensive risk matrix contained within the Policy.

With the significant increase in documentation over recent years it has been essential to ensure documents are subject to a control regime that guarantees the latest version of any document is available to those that need it, and also that it is clear which documents are in draft and which have been superseded. GasNet's Intranet provides the primary access point for key GasNet documentation, with the latest versions once approved being posted on the site. In addition, a suite of Registers, also available on the Intranet, provides the master list of documents and their status.

The following diagram illustrates the hierarchy of documents within the Company's Policy Framework. A document lower in the hierarchy cannot be inconsistent with a document higher in the order or precedence.



Document No: GNZ-012	Document Name: Asset Management Plan (AMP)	Effective from: 1 July 2022	Version: 11.0
Responsible Manager: General Manager		Approved by Directors: 30 June 2022	Page 13 of 103

3.0 OVERVIEW OF ASSETS & CONSUMERS

GasNet’s origins go back to the reticulation of manufactured gas within the city of Whanganui. Over the following decades as the city developed and grew so too did the gas infrastructure until the availability of natural gas in the late 1960’s displaced the need for manufactured gas. Although much of the original infrastructure has been replaced, there still remains approximately 42 km of pre natural gas low pressure metallic mains in operation and subject of an on-going mains replacement activity. All networks owned and operated by GasNet have been constructed to natural gas standards since 1970.

In the years prior to the availability of natural gas the number of consumers and their use of gas varied dramatically and was in a state of significant decline. However with the availability of the cleaner natural gas and the higher operating pressures that it offered, there was a resurgence and growth over the following decades that has provided a degree of stability in terms of both the number of consumers connected and the volumes of gas that they use.

GasNet’s assets and the consumers that it serves are co-dependent so it is critical that in managing its assets GasNet understands the current and future needs of these consumers, and to the extent that it can be achieved understands the future needs of its consumers.

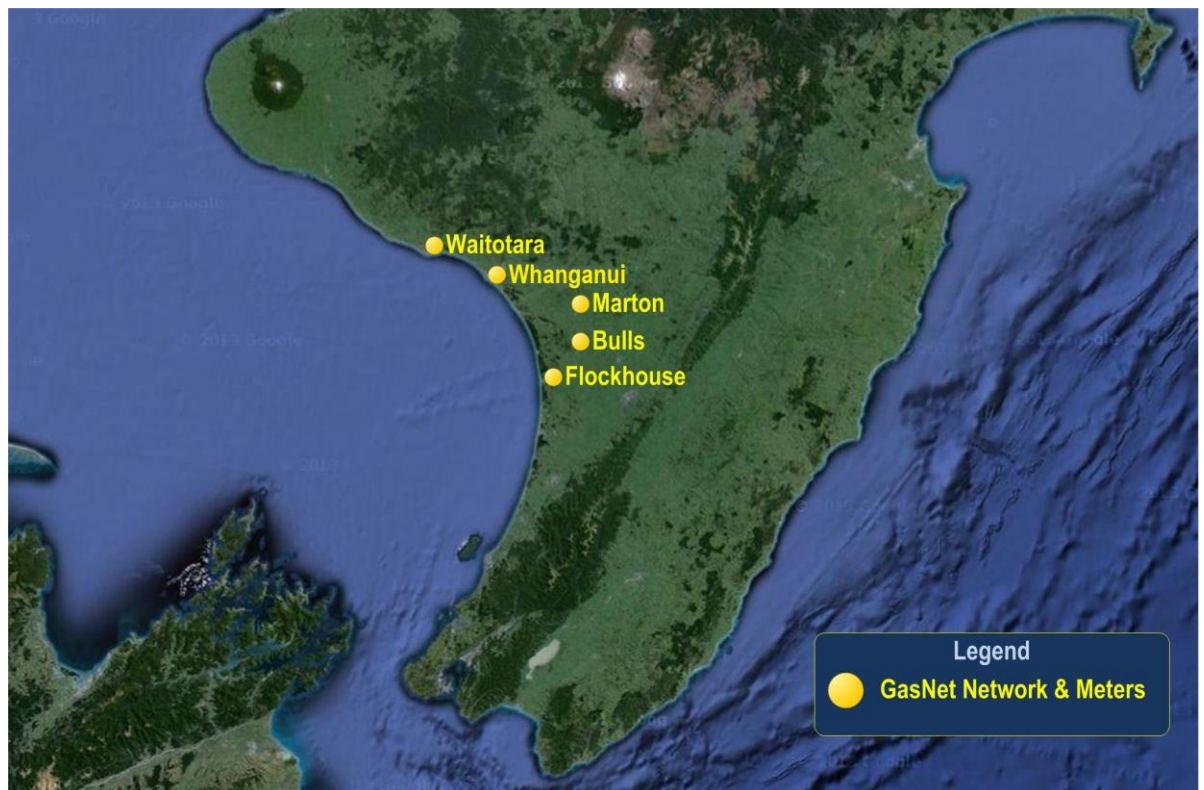
The following sections provide an overview of GasNet’s assets and their geographical footprint, followed by an overview of the current and future consumer needs and demands.

3.1 Gas Distribution Networks

3.1.1 Networks

GasNet owns and operates five discrete natural gas networks as shown in Figure 1 below. Each network is connected by a Sales Gate station to the First Gas Limited (previously Vector Limited) owned transmission pipeline. The five networks are known as Whanganui, Marton, Bulls, Waitotara, and Flockhouse.

Figure 1: Network Locations



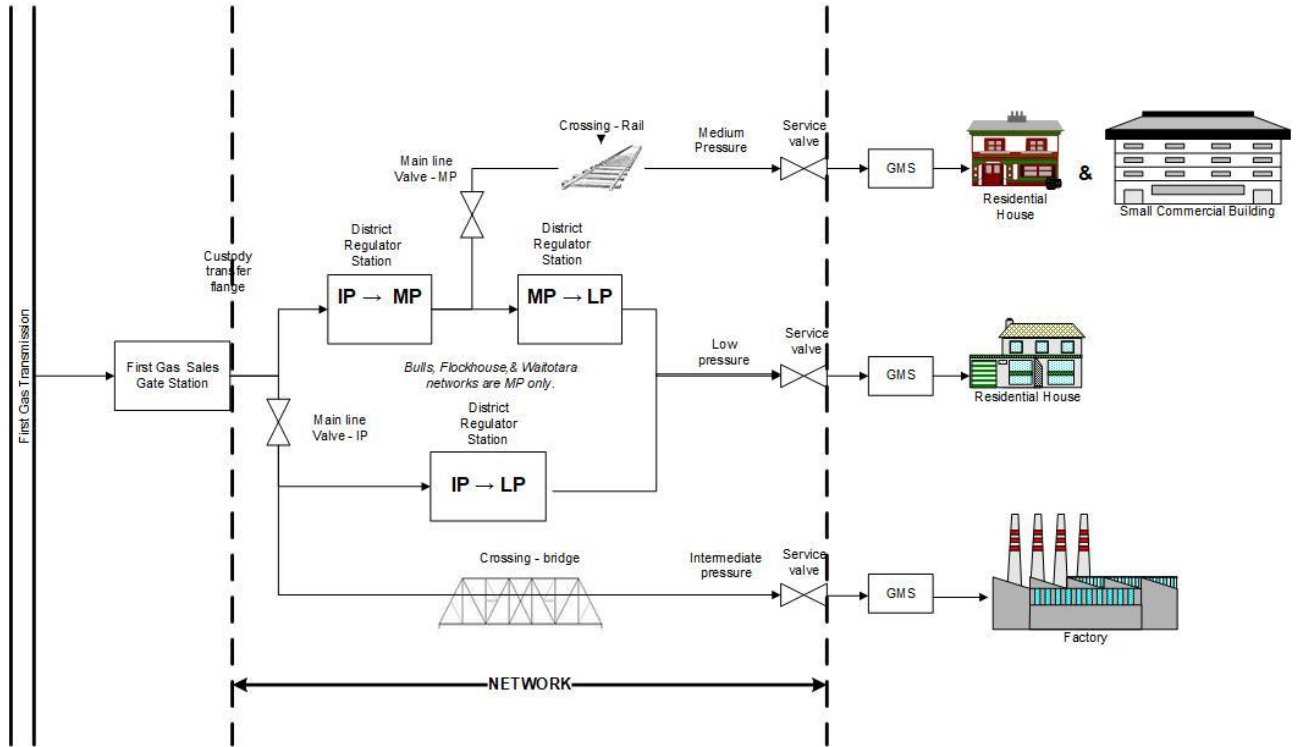
Each GasNet network begins at the designated outlet of each Sales Gate station and labelled ‘custody transfer’ point. Natural gas is transported through a combination of metallic and polyethylene pipes in the GasNet network, typically reducing in pressure to the consumer’s property. The outlet of the gas service valve at a consumer’s property represents the end of the network and the ‘demarcation point’ between network and Gas Measurement System (GMS) assets.

Figure 2 shows the configuration of a typical gas network indicating the demarcation points, the means of supplying gas at various pressures to industrial, commercial, and residential users, and the equipment required to operate the network.

Document No: GNZ-012	Document Name: Asset Management Plan (AMP)	Effective from: 1 July 2022	Version: 11.0
Responsible Manager: General Manager		Approved by Directors: 30 June 2022	Page 14 of 103

Figure 2: General Network Layout

General Network Layout



3.1.2 Network Assets

Each network comprises assets categorised as mains and services, district regulator stations, valves, and crossings, interconnected in a layout similar to that shown in Figure 2 above.

3.1.2.1 Mains

Mains are generally larger sized pipes which are used to transport volumes of gas from one point on the network to another for further distribution and use. They are principally installed underground, are constructed of either metallic or polyethylene material and transport gas at intermediate (IP), medium (MP), and low (LP) pressures.

IP mains are all steel construction while MP mains are generally constructed of polyethylene material. LP mains are a mix of materials including polyethylene and various metallic materials (welded or riveted steels, and cast or wrought irons).

3.1.2.2 Services

Services are generally smaller sized pipes which are used to transport volumes of gas from a main to a GMS installed typically on the consumer’s property. Services are principally installed underground, and transport gas at intermediate (IP), medium (MP), and low (LP) pressures.

IP services are all steel construction while MP services are generally constructed of polyethylene material. LP services are a mix of materials including polyethylene and various metallic materials.

Services include the riser pipe which terminates the service pipe above ground level and also incorporates a service valve which is attached to the end of the riser pipe. The service valve is the demarcation point between the network and the GMS.

3.1.2.3 District Regulator Stations (DRS)

District Regulator Stations reduce and regulate the gas to suitable pressures to enable distribution across large areas. DRS are generally constructed of steel components and reduce pressures from IP to MP and/or LP, and MP to LP pressures.

DRS configurations include twin stream active/monitor regulation, single or twin stream active/monitor, worker/standby stream, and single stream worker only. The combination of the active, monitor, and single standby configurations provide for protection of the gas supply from an over or under pressure event following failure of a DRS component that could otherwise have resulted in a safety or interruption-to-supply incident.

Document No: GNZ-012	Document Name: Asset Management Plan (AMP)	Effective from: 1 July 2022	Version: 11.0
Responsible Manager: General Manager	Approved by Directors: 30 June 2022	Page 15 of 103	

The district regulator stations are categorised as DRS or mini DRS. Mini DRS generally supply only a limited number of consumers and are typically installed where the main fronting the properties is not suitable for individual service connections.

3.1.2.4 Main Line Valves (MLV)

Main line valves are installed in strategic locations to allow isolation of sections of the network for both operational reasons and public safety in the event of an emergency, to isolate specific network assets such as DRS, to facilitate maintenance, or to allow further connection. MLVs are installed underground and in most cases are accessed via a chamber and lid through which a valve key may be inserted to operate the valve. There are three types of MLV: polyethylene ball valves, flanged steel ball valves, and flanged steel or iron plug valves.

3.1.2.5 Crossings

A Crossing refers to any section of main or service that passes under or over an area of special interest that has a different risk profile to that of other mains or services located in areas of a more general nature. Crossings include all mains that pass under railway lines or over rivers and streams, are mounted on bridge superstructures, or otherwise supported above the ground.

3.1.2.6 Corrosion Prevention & Cathodic Protection

A range of proprietary coating systems provide the primary means of protecting steel pipes and fittings from corrosion both above and below ground.

A secondary protection system for all underground IP and MP steel mains and services, known as Cathodic Protection (CP), is also installed which uses either an impressed current system, sacrificial anode system, or combination of both. Monitoring test points are positioned at strategic locations along the mains and at District Regulator Stations to enable measurement of the level of protection at that location. Routine CP monitoring checks are performed to confirm adequate levels of protection are maintained. Further information on the type and frequency of these maintenance checks can be found at section 5.8.

3.1.2.7 Monitoring and Control Systems

At various strategic locations across the IP, MP, and LP networks, Monitoring and Control Systems are installed to monitor and record network data. Generally a Monitoring and Control System utilises modem and internet connection to transmit time stamped data to a central collection point for analysis. Typically the Monitoring and Control System has the ability to transmit network alarms real time to operational personnel for action.

In addition to pressure and voltage Monitoring and Control Systems, GasNet has included in this asset category its one Network Metering Station located at the Rotokawau subdivision in Whanganui that is used to measure all gas entering a discrete area of residential housing. The Network Metering Station consists of a meter, associated data capture device, remote access telemetry and necessary valving, pipe work, etc.

Information captured from all Monitoring and Control System units can also be used in throughput modelling, consumption predictions, and as a valuable input to network design.

3.1.3 Physical Statistics

Below is a summary of GasNet's network assets covered by the AMP.

Table 4: Network Assets Physical Statistics

Asset	Number	Length (m)
Mains	7733	410,725
Services	12,823	260,021
District Regulator Stations	14	-
Mini District Regulator Stations	9	-
Main Line Valves	169	-
Crossings	55	-
Cathodic Protection	2	-
Monitoring & Control Systems	48	-

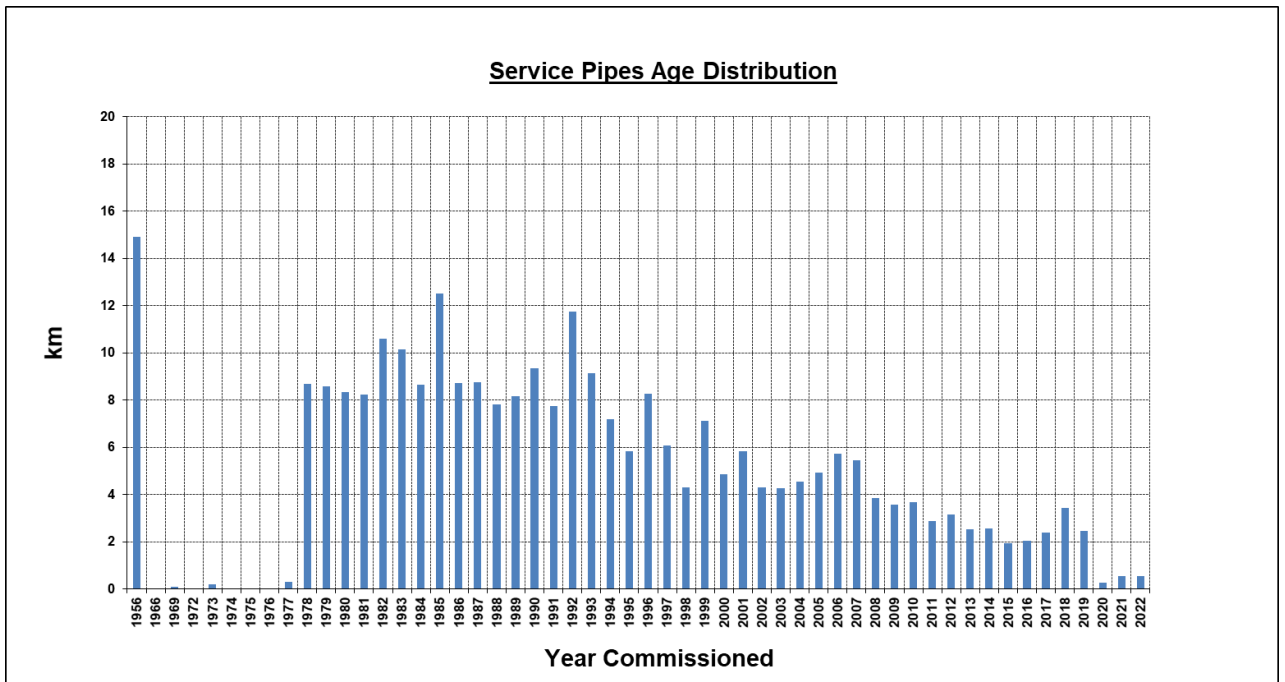
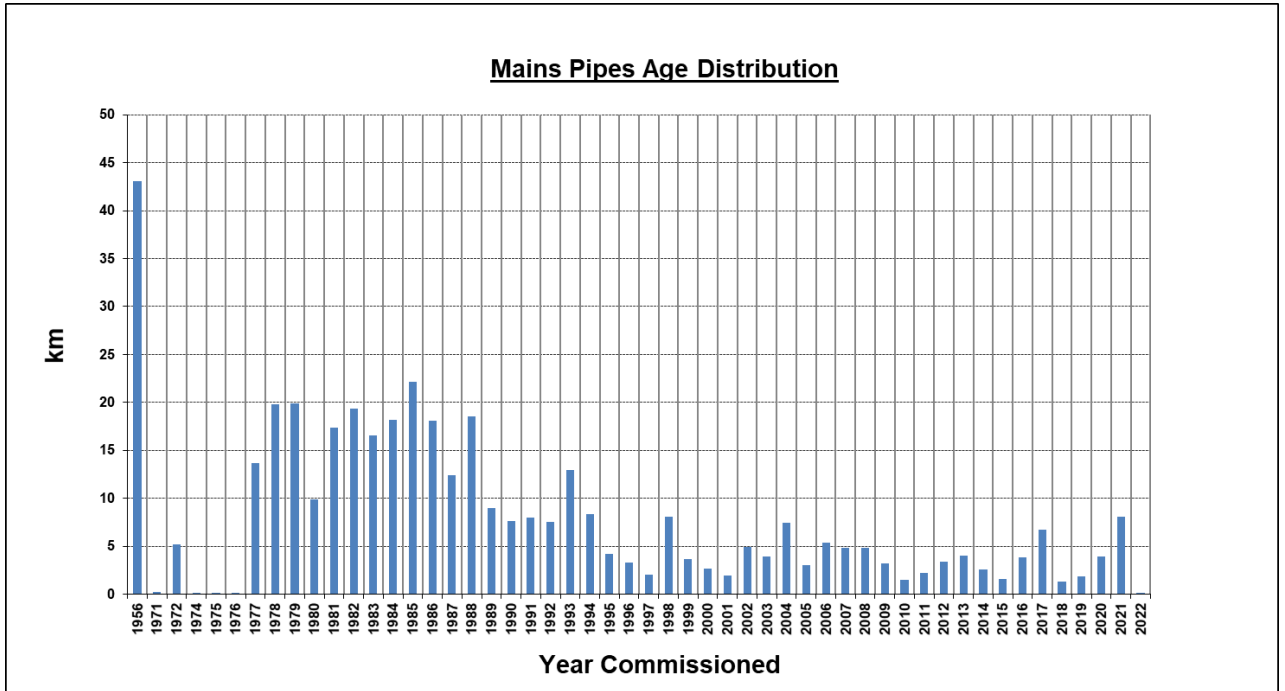
3.1.4 Asset Age Profiles

The following profiles are extracted from the most recent data sets available at the time of preparing this AMP. Assets which pre-date natural gas are populated with a default date of 1956 since identifying installation and commissioning dates for assets of that era has proven problematic due to insufficient records.

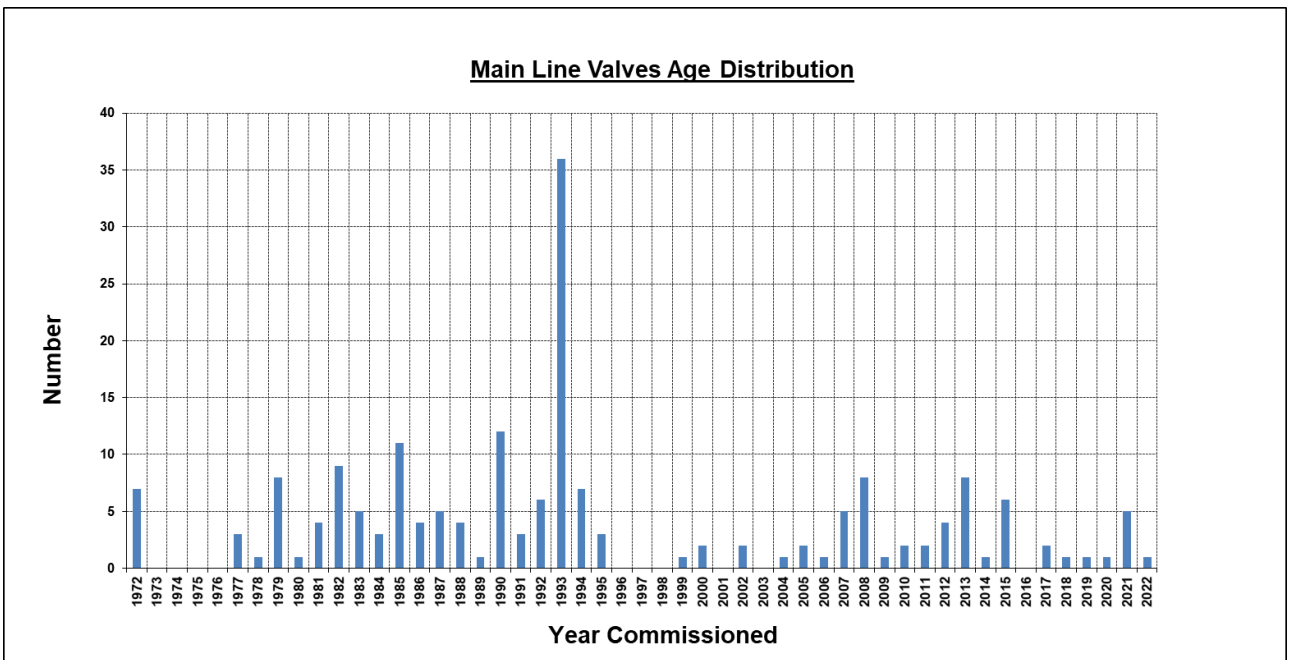
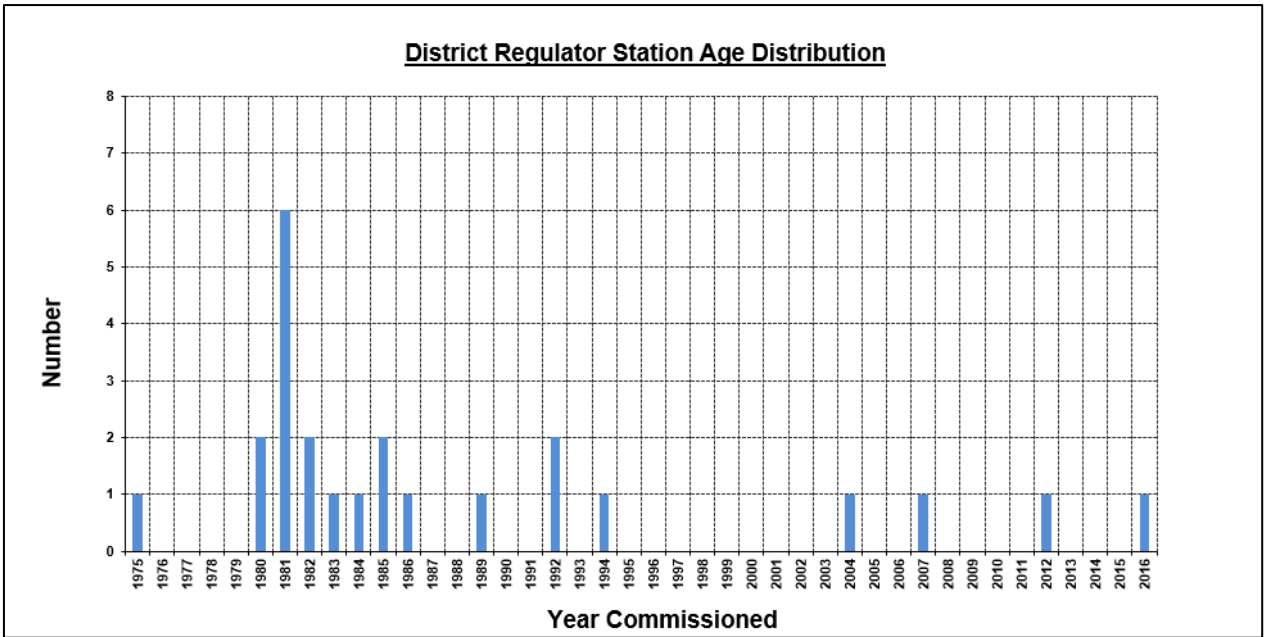
In respect of data accuracy for the pipe assets (mains, services, and crossings) it is judged that 50% of the installation dates are based on known information, while 50% are unconfirmed and based on assumptions made from other related records, or determined by a suite of rules.

Document No: GNZ-012	Document Name: Asset Management Plan (AMP)	Effective from: 1 July 2022	Version: 11.0
Responsible Manager: General Manager		Approved by Directors: 30 June 2022	Page 16 of 103

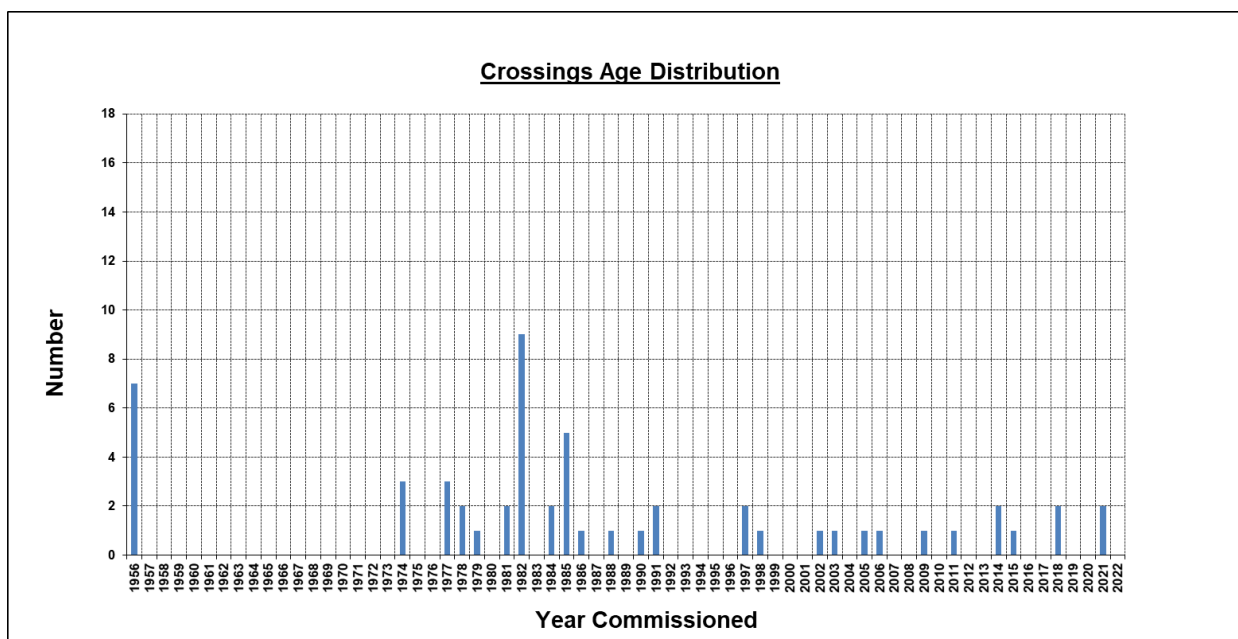
In many instances the service pipe to a consumer's premise comprises multiple sections of pipe that are not necessarily of the same installation date. The age profile then for services reflects the length of each service pipe component, rather than the number of services.



Document No: GNZ-012	Document Name: Asset Management Plan (AMP)	Effective from: 1 July 2022	Version: 11.0
Responsible Manager: General Manager		Approved by Directors: 30 June 2022	Page 17 of 103



Document No: GNZ-012	Document Name: Asset Management Plan (AMP)	Effective from: 1 July 2022	Version: 11.0
Responsible Manager: General Manager		Approved by Directors: 30 June 2022	Page 18 of 103



3.2 Gas Consumers & Utilisation

3.2.1 Consumer Overview

GasNet’s networks provide gas to a wide range of consumers, from an extensive mass market consumer base comprising residential and small commercial consumers through to a few very large commercial and industrial consumers.

GasNet’s contractual relationship and the associated obligations are with the energy retailers with whom consumers enter an agreement for their gas supply. Despite this, GasNet still has a good and purposeful relationship with consumers, an interest in ensuring that their needs are met, and in providing them with a safe and reliable gas supply.

GasNet offers the same level of service and quality to all consumers, and distinguishes them by their capacity needs rather than whether they are a residential, commercial, or industrial consumer. Because the capacity needs and demand profile for each consumer are key drivers behind GasNet’s ability to deliver a safe and reliable gas supply, they form the basis of GasNet’s asset management strategy and the pricing for its services.

3.2.2 Load Group Classifications

Consumers gas supplies are assigned to one of five Load Groups based on their maximum hourly demand as described in the following table.

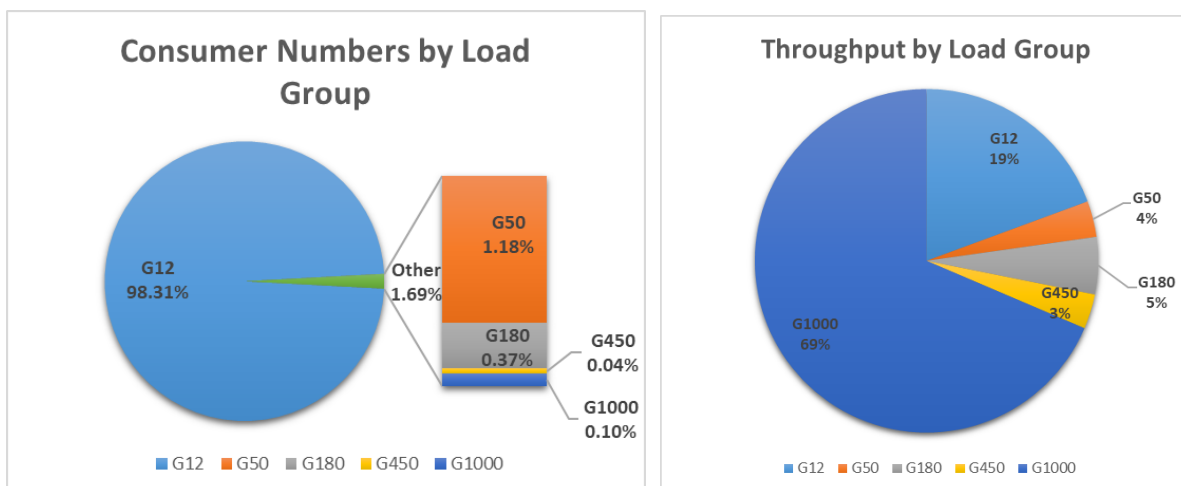
Load Group	Criteria	Consumers (No.)	Throughput (GJ)
G12	Up to 12 scmh	9944	238391
G50	>13 and ≤ 50 scmh	118	43755
G180	>50 and ≤ 180 scmh	37	71563
G450	>180 scmh	3	39796
G1000	Individually Priced	10	834660
		10112	1228165

The reference to scmh in the above table is an industry standard term that relates to the volume of gas measured in Standard Cubic Metres per Hour, and the consumer numbers and throughput quantities are as reported in GasNet’s annual disclosures for 30 June 2017. To assist with understanding, 5 scmh is the approximate volume of gas required to supply a typical instantaneous water heater operating continuously at maximum output.

3.2.3 Load Group Profiles

It is evident from the consumer numbers and throughput quantities for each of the Load Group categories shown in the table above, that consumers in the G12 group whose demands are the least make up the largest proportion of consumers while the number of consumers whose demands are greater, is relatively insignificant.

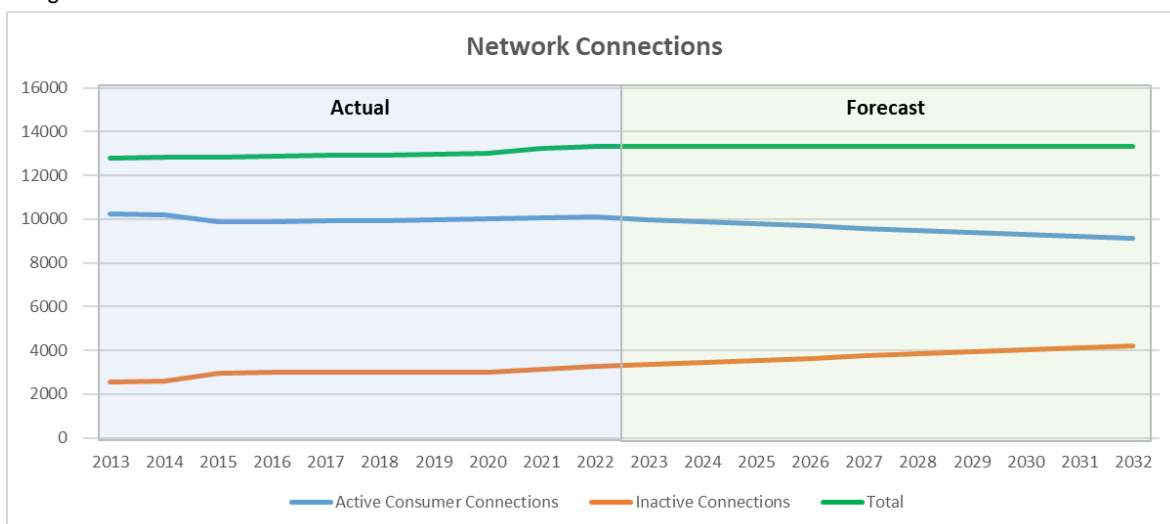
Document No: GNZ-012	Document Name: Asset Management Plan (AMP)	Effective from: 1 July 2022	Version: 11.0
Responsible Manager: General Manager		Approved by Directors: 30 June 2022	Page 19 of 103



The situation where there is a very large number of consumers with small demand needs or a small number of consumers with very large demand needs can equally have a significant impact on GasNet’s ability to maintain a safe and reliable supply of gas to all consumers. It is widely acknowledged that a single consumer whose demands are large can impact significantly on the network if their demand increases materially, but the same can occur if the collective gas demand increases dramatically for the larger population of predominantly residential consumers, such as can occur during severe weather events.

3.2.4 Connection and Consumer Numbers

The total number of connections across all networks has changed little in recent years, increasing typically by 50 per year. Acknowledging the numerous influences outside GasNet’s control that will dictate the level of new connections in future years, it has been assumed that the total number of connections will increase by similar amounts on an annualised basis. The net annual increase is the difference between the number of new connections made in the year minus the number of connections that are permanently disconnected from the network, typically where consumers no longer require a gas supply on their property. The Governments Climate Change policies which are yet to be fully understood and as such not reflected in the chart below, may impact on the growth of consumer connections from 2026.



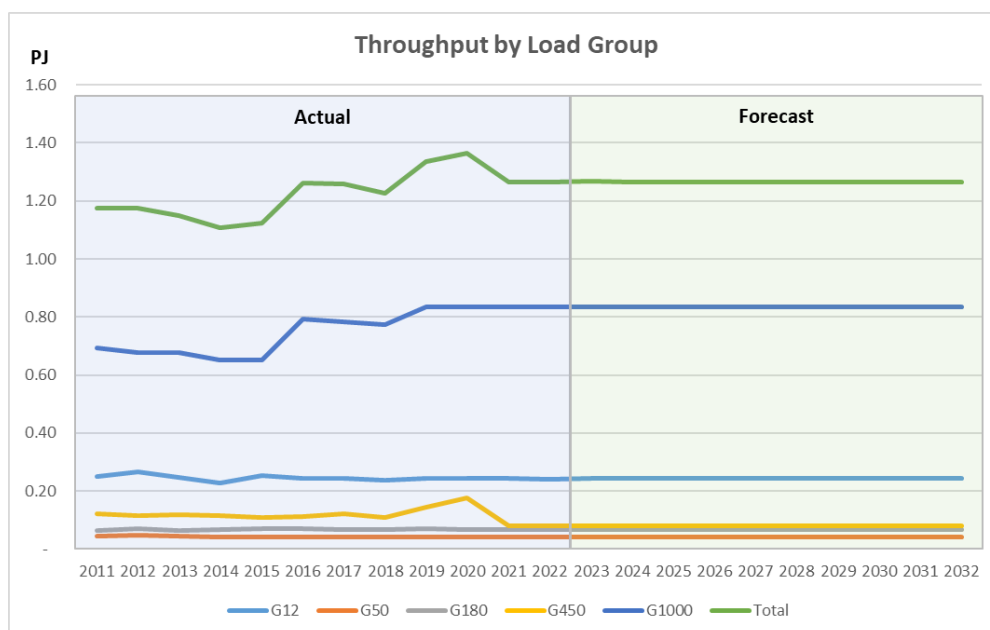
In the above graph “Active Consumer Connections” relates to live gas connections where a gas meter is installed and gas is able to flow, and “Inactive Connections” are those connections that have been temporarily disconnected from the network so that gas is unable to flow irrespective of whether a meter is installed or not.

3.2.5 Network Throughput

The volume of gas transported through GasNet’s networks has not increased noticeably in recent years following increases associated with Open Country Dairy whole milk powder plants in Whanganui, the first in 2010 and the second in 2015. Both of these plants are supplied directly from the Whanganui Intermediate Pressure network

Document No: GNZ-012	Document Name: Asset Management Plan (AMP)	Effective from: 1 July 2022	Version: 11.0
Responsible Manager: General Manager		Approved by Directors: 30 June 2022	Page 20 of 103

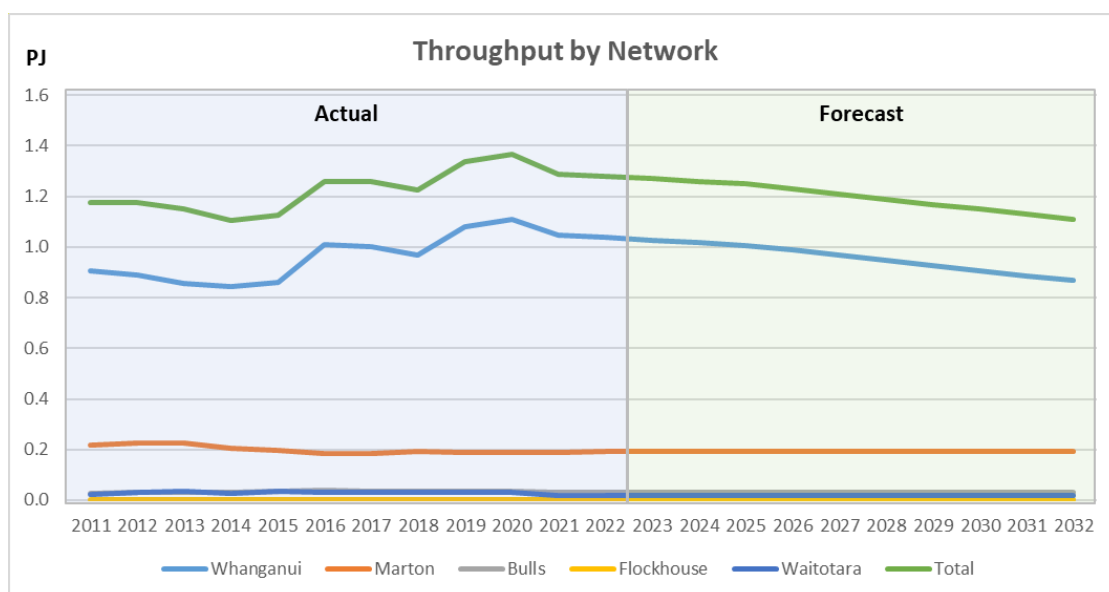
and being located in close proximity to the Sales Gate meant there was sufficient capacity available to supply the increase in demand without need for system reinforcement. Both supplies are within the G1000 Load Group. Had it not been for the two Open Country Dairy plants, the throughput in recent years would have remained around the historic 1PJ level.



In March 2018 the Whanganui District Council commissioned its new Waste Water Treatment Plant (WWTP) in Whanganui which utilises natural gas for sludge drying. The new gas supply was commissioned in September 2017 for pre-commissioning trials and became fully operational during 2019.

In December 2020 the Mars Petfood manufacturing plant in Castlecliff, Whanganui was decommissioned after the company relocated its operation overseas. The chart above and below indicates the reduction in network throughput associated with the loss of this load.

Forecasting future network demand can be difficult and problematic. Whist large loads such as that associated with the two Open Country Dairy plants are an exception and do not come along very often; they do provide a good example of how difficult it can be to anticipate growth in consumer demand, both for existing and future consumers. With the two Open Country Dairy plants up to full operation the ten year forecast demand includes the full WWTP load and the loss of Mars, otherwise stable usage across all Load Groups thereafter.



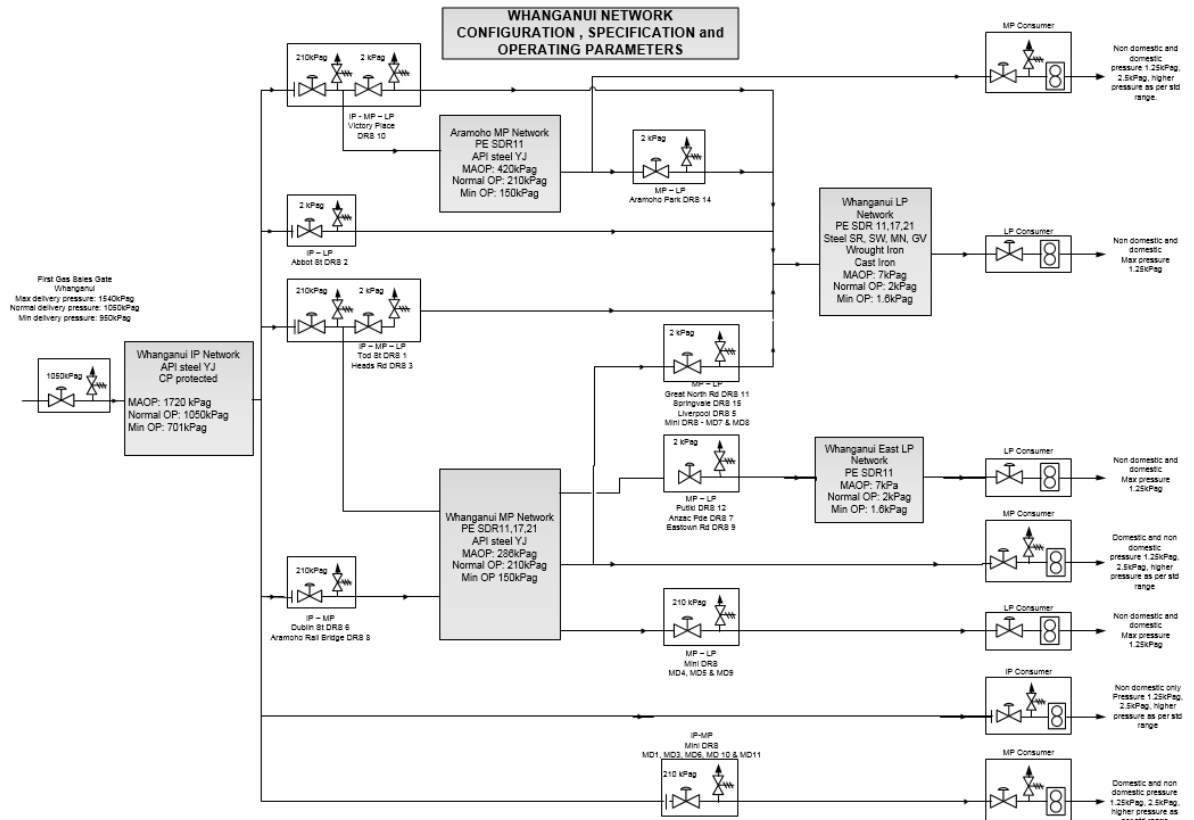
Document No: GNZ-012	Document Name: Asset Management Plan (AMP)	Effective from: 1 July 2022	Version: 11.0
Responsible Manager: General Manager		Approved by Directors: 30 June 2022	Page 21 of 103

4.0 ASSETS COVERED

4.1 Whanganui Network

The Whanganui network transports natural gas at intermediate (IP), medium (MP), and low (LP) pressures. Figure 3 is illustrative of the configuration, specification and operating parameters of this network.

Figure 3: Whanganui Network Configuration



4.1.1 Intermediate Pressure (IP) System

The IP system shown in Figure 4 below is generally designed as a single arterial pipeline from the Sales Gate station to Castlecliff in the west and to Aramoho in the north, with reinforcement looping of the industrial areas. It is currently operating at 1050 kPag.

The system was originally designed to supply major industrial consumers and DRS were located at points along the pipeline matching adverse demand requirements. As looping of system sections exists to reinforce industrial demands, the balance of the system is reliant on the integrity of these sections of the IP mains to provide continuous supply.

4.1.1.1 IP Summary Physical Statistics

Intermediate pressure system physical statistics are summarised in Table 5 below.

Table 5: Whanganui IP System Physical Statistics

Asset	Number	Length (m)
Mains	155	20,468
Services	35	1,121
District Regulator Stations	5	-
Mini District Regulator Stations	4	-
Main Line Valves	30	-
Crossings	14	-
Cathodic Protection	1	-
Monitoring & Control Systems	7	-

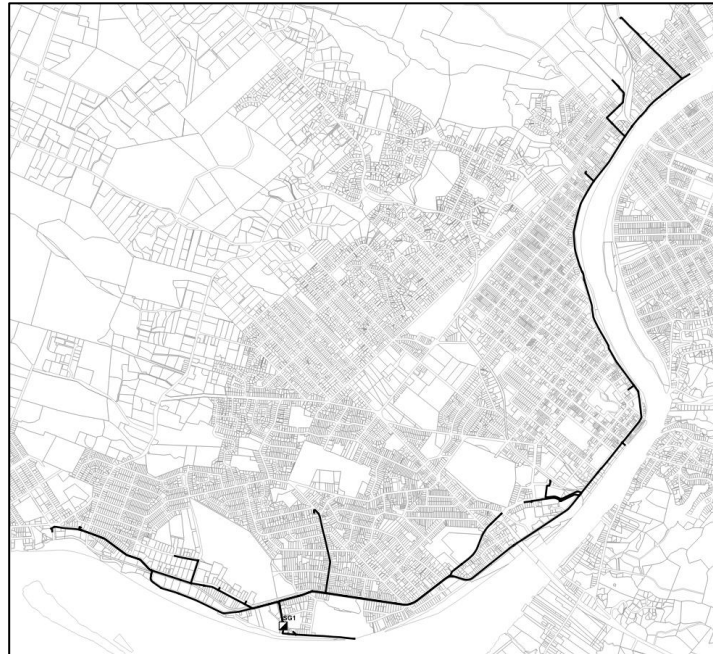
Document No: GNZ-012	Document Name: Asset Management Plan (AMP)	Effective from: 1 July 2022	Version: 11.0
Responsible Manager: General Manager	Approved by Directors: 30 June 2022	Page 22 of 103	

4.1.1.2 IP Mains

The IP mains are constructed of steel API specification line pipe coated with yellow coloured polyethylene material (known as yellow jacket pipe). The steel pipe is weld jointed at 6 or 12 metre intervals, and terminates at stations or other equipment with welded flanges. The IP mains are generally installed underground by open trenching method and are fully electrically insulated.

In Figure 4, the IP mains are shown as a black line. The Whanganui Sales Gate station is shown as “SG1”.

Figure 4: Whanganui Intermediate Pressure System



Following the introduction of natural gas to Whanganui in 1973, the IP system was constructed. Reinforcement looping of the network was built in the early 1980s during a period of significant network growth. Further improvements in supply were achieved with the interconnection of two critical Intermediate pressure mains that together transport the bulk of the gas to the Whanganui network thus ensuring a reliable supply to consumers is maintained during the planned network crossing upgrades or any event that could compromise the integrity of either main.

The IP mains contain gas at the highest of the network pressures and accordingly are constructed under appropriately high standards. The API steel pipe used in construction is high specification steel, jointed using strictly controlled welding processes and the resulting pipe joints are tested by radiographic examination and then tested under pressure prior to the introduction of gas. The API specification that the pipe is required to meet provides for a pipe wall thickness sufficient to allow for the maximum pressure that the pipe may experience in its life with a significant factor of safety applied.

IP mains are rated in good condition based on the limited evidence of some assets that have been sighted during construction activities and results from the scheduled coating surveys. Typically the highest risks to these assets are third party damage and corrosion.

4.1.1.3 IP Services

The IP services are connected to mains using a variety of methodologies and are always terminated above ground with a welded flange. All IP services are electrically insulated and isolated from the main and from the GMS. IP services are constructed of API specification line pipe and meet similar construction standards as IP mains.

IP mains are rated in good condition based on the limited evidence of some assets that have been sighted during construction activities and results from the scheduled coating surveys. Typically the highest risks to these assets are third party damage and corrosion.

4.1.1.4 IP District Regulator Stations (DRS)

DRS configurations include twin stream active/monitor regulation, single or twin stream active/monitor, worker/standby stream, and single stream worker only. The mini DRS are generally configured as single stream worker only.

The condition of IP DRS's is generally good with most showing normal signs of deterioration due to age. Some of the components from which the IP DRS's are constructed are becoming obsolete while others require replacement parts that are becoming uneconomic and/or difficult to procure, so that they are being replaced with a modern equivalent. The installation of any replacement equipment requires modifications to the design.

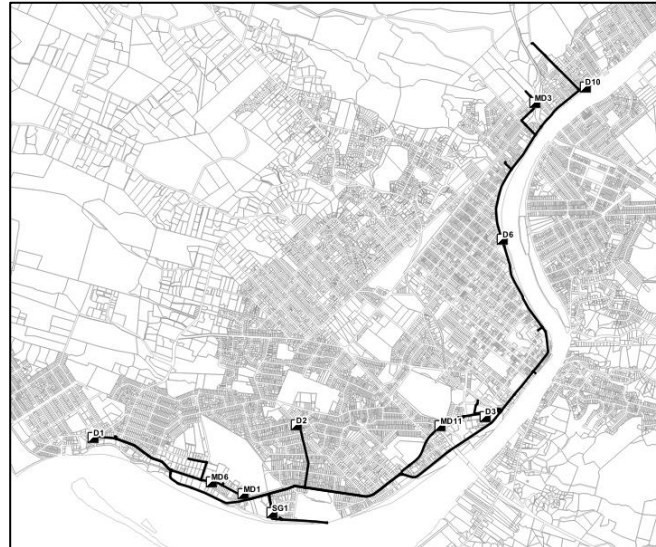
Document No: GNZ-012	Document Name: Asset Management Plan (AMP)	Effective from: 1 July 2022	Version: 11.0
Responsible Manager: General Manager		Approved by Directors: 30 June 2022	Page 23 of 103

Enhancements to a number of DRS enclosures in 2019 and 2020 provided the DRS with additional protection from interference and improve public safety

During 2020 one DRS was decommissioned due to redundancy resulting from system reinforcement.

In Figure 5, DRS are shown prefixed with a “D” and the smaller mini DRS with “MD”. The Sales Gate station is shown as “SG1”.

Figure 5: Whanganui Intermediate Pressure DRS



4.1.1.5 IP Main Line Valves (MLV)

MLV’s are used to split sections of looped network, isolate strategic assets such as crossings and DRS, and isolate branch connections off the main arterial pipeline. MLV’s are located principally underground, in pits or chambers that are accessible from the surface for insertion of valve keys to enable their operation. IP MLV’s are flanged ball or plug types constructed of steel or iron material.

IP MLV’s are rated in good condition based on records made at the periodic inspection and operation of valves. Evidence of the condition of MLV is limited to external condition and the operability of valves that are accessible from the surface. Iron plug valves that are installed in above ground pipework and exposed to the environment tend to become hard to operate and require additional maintenance, if excessive force is required for operation replacement is necessary. It is planned to replace three such valves installed at the Whanganui Sales Gate during 2021/22. Risks to MLV include road contractors tar sealing over the top of the lids making them inaccessible, and the ingress of surface debris making access difficult.

4.1.1.6 IP Crossings

Crossing types include bridge, stream, aboveground and rail. Each type of crossing is constructed to meet the specific risk profile of the environment in which the gas asset is located. IP crossing construction can include casing and vents, roller support mounts, thermal expansion joints, and other specialist fittings.

IP Crossings are rated in good condition based on the limited evidence of some assets that have been sighted during construction activities. Condition assessment of crossings can be difficult for various reasons e.g. the location of the pipeline is typically relatively inaccessible, it is laid under a major asset that cannot be disturbed, or it is inserted within a casing that prevents access for inspection. Uncased crossings that are above ground such as those spanning streams at higher risk due to their exposure to environmental conditions, are assessed for condition by visual inspection. Typically the highest risks to these assets are third party damage and corrosion.

Third party damage can occur as a result of the normal operation of the asset that is being crossed, e.g. railway, road, bridge or another utility utilising the same crossing. In this example, damage of IP crossings can be brought about by external loads, movement, vibration and electrical currents imposed by the asset crossed. Cased crossings can mitigate some of these effects by providing mechanical protection to the carrier pipe but casings may also adversely affect the integrity of the carrier pipe by shielding cathodic protection current to the pipe, or reducing the cathodic protection or CP effectiveness on the pipe in the vicinity of the crossing.

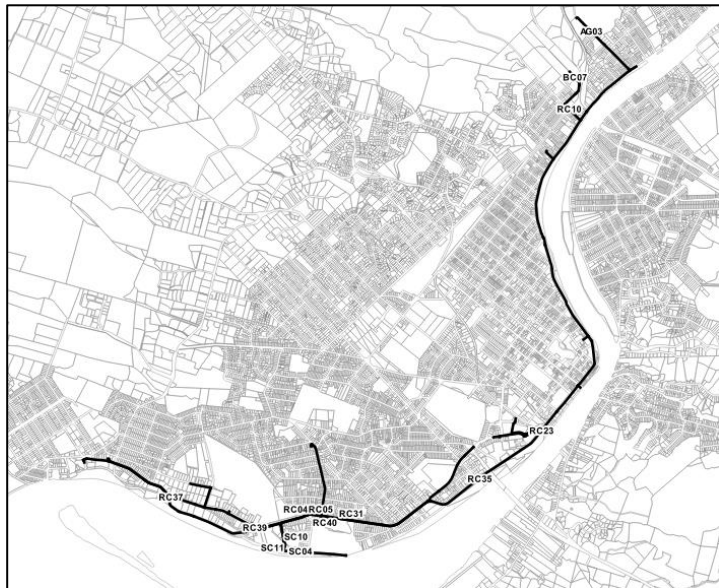
Maintenance of IP crossings is generally organised to coincide with leakage surveys that are scheduled on a 3-6 month frequency and the annual close inspection of above ground pipework. Minor corrosion repairs are completed as found on an annual basis.

In 2018, three IP stream crossings were replaced and relocated from above ground to underground location in order to minimise risks associated with exposure to both environmental conditions and third party interference.

In Figure 6, bridge crossings are shown prefixed with “BC”, stream crossings with “SC”, above ground crossings with “AG”, and rail crossings with “RC”.

Document No: GNZ-012	Document Name: Asset Management Plan (AMP)	Effective from: 1 July 2022	Version: 11.0
Responsible Manager: General Manager		Approved by Directors: 30 June 2022	Page 24 of 103

Figure 6: Whanganui Intermediate Pressure Crossings



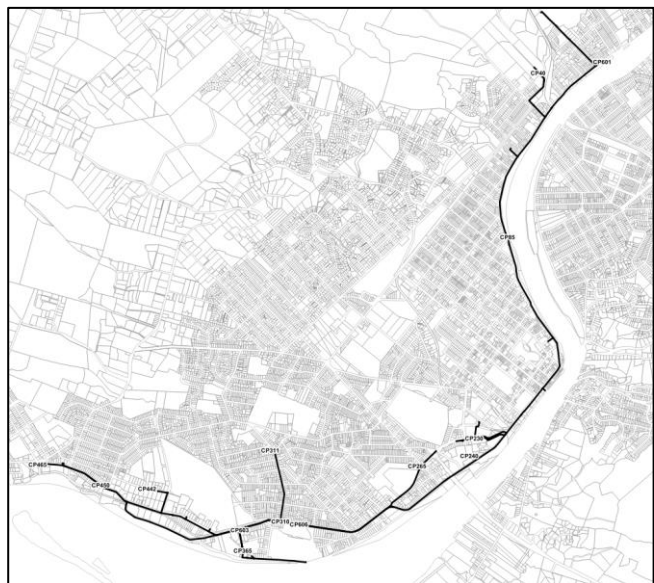
4.1.1.7 IP Cathodic Protection System

The Whanganui Cathodic Protection system comprises a combination of impressed current and sacrificial anode systems. The IP mains constructed in the 1970’s when natural gas was first introduced to Whanganui were protected by sacrificial anodes installed at regular intervals along the buried steel mains, each with its own test point at ground level for monitoring purposes.

In the mid 1980’s a new impressed current system was installed adjacent to the Sales Gate comprising a rectifier supplied from the local electricity network and a sacrificial anode bed installed in the Whanganui River bed. Whilst for a variety of reasons a number of the original sacrificial anodes have been permanently disconnected from the system over the years, a number still remain in service operating in conjunction with the impressed current system.

In Figure 7, cathodic protection monitoring test points are shown prefixed with “CP” and the IP mains shown as a black line.

Figure 7: Whanganui IP Cathodic Protection Test Points



4.1.1.8 IP Monitoring and Control Systems

IP monitoring is a part of the wider network electronic pressure and CP monitoring system. Operational conditions are checked at various points on the IP system and data is sent daily to a central monitoring station. The equipment is configured to monitor for critical minimum IP system parameters and if compromised will activate

Document No: GNZ-012	Document Name: Asset Management Plan (AMP)	Effective from: 1 July 2022	Version: 11.0
Responsible Manager: General Manager		Approved by Directors: 30 June 2022	Page 25 of 103

alarms which are transmitted to monitoring software that notifies operational personnel. GasNet has installed pressure monitoring telemetry at key demand sites.

4.1.2 Medium Pressure (MP) System

The MP system shown in Figure 8 below is generally designed in a grid configuration with mains connected wherever pipes cross. The system is constructed predominantly of polyethylene with four sections of API steel, being designed with a maximum allowable operating pressure of 286 kPag and is operating at 210 kPag.

Construction of the MP system commenced in 1977 with API steel mains installed between DRS. Further development of the MP system brought the benefits of higher pressure distribution. Much of the MP system has been constructed by inserting the newer PE pipe into the older (pre natural gas) metallic pipes.

In 1989 a decision was taken to cease refurbishment (reconditioning) of LP metallic mains and instead insert them with polyethylene pipe and thereby be able to increase the operating pressure to MP. Alternatively GasNet would replace them with polyethylene pipe of the same size and continue to operate them at LP.

4.1.2.1 MP Summary Physical Statistics

Medium pressure system statistics are summarised in Table 6 below.

Table 6: Whanganui MP System Physical Statistics

Asset	Number	Length (m)
Mains	1,801	114,074
Services	2714	55,827
District Regulator Stations	7	-
Mini District Regulator Stations	5	-
Main Line Valves	104	-
Crossings	11	-
Cathodic Protection	1	-
Monitoring & Control Systems	12	-

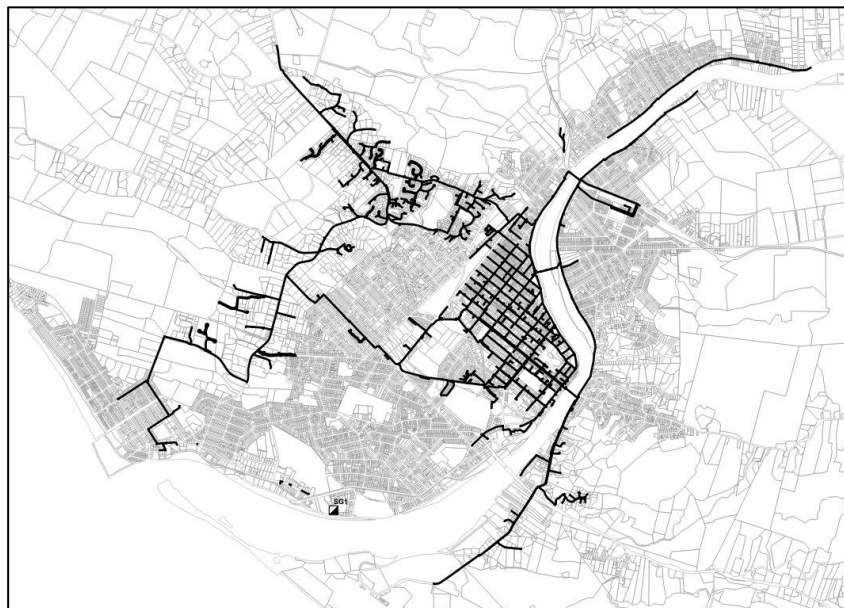
4.1.2.2 MP Mains

The MP mains are almost entirely constructed of polyethylene pipe with a small amount of API specification line pipe coated with yellow jacket. The first polyethylene pipe installed was high density polyethylene, (HDPE) and it continued to be installed until the introduction of medium density polyethylene (MDPE). Thereafter all further construction used MDPE as this proved to be a more durable pipe material.

The risks associated with the polyethylene MP mains in general include polymer material issues (explained below), third party damage, and historic joint quality.

In Figure 8, the MP mains are shown as a black line. The Sales Gate station is shown as “SG1”. Some lengths of MP mains appear separated from the bulk of the mains as they are fed from a mini-DRS (not shown).

Figure 8: Whanganui MP System



Document No: GNZ-012	Document Name: Asset Management Plan (AMP)	Effective from: 1 July 2022	Version: 11.0
Responsible Manager: General Manager		Approved by Directors: 30 June 2022	Page 26 of 103

The condition of MP mains and the polyethylene pipe systems installed is thought to be related to age; early PE installations used first generation HDPE materials the properties of which offered limited resistance against severe environmental and operating conditions. Early manufacturing, site construction and installation practices were manual and prone to human error. There are only a very few recorded incidents of failure of the early HDPE material and each failure has been on medium pressure pipe where a mechanical squeeze off operation had previously been performed. These brittle pipe mechanical failures are typically slit-type fractures that lie parallel to the pipe's extrusion direction. Circumferential hoop stress (due to gas pressure) in the pipe wall is the driving force for crack opening. There are no recorded failures of this type on the low pressure 2 kPa networks because it is believed that there is insufficient hoop stress in the pipe to propagate cracking. We will continue to monitor further incidents to better understand if pipe condition is more related to the mechanical treatment of the pipe rather than age.

From mid-1980's the company used MDPE material, rated to PE80 which provides improved resistance to stress cracking and crack propagation. The risks associated with this pipe material are more likely to be associated with the manual jointing processes used at the time of installation. The condition of this pipe is considered to be good.

The installation date and the pipe wall thickness (SDR rating) of the polyethylene main pipes were not well documented prior to the implementation of the GIS but further work is planned to identify both attributes.

The condition of MP mains constructed of API specification line pipe coated with yellow jacket is good and has cathodic protection installed to provide corrosion protection.

4.1.2.3 MP Services

MP services are constructed of predominantly polyethylene material installed directly or inserted in older metallic type service pipes. The majority of MP services to residential properties are 25 mm internal diameter.

The condition of the MP services constructed of polyethylene material is good with inserted services being provided additional mechanical protection against risk of third party impact and vegetation damage.

MP services include the gas riser pipes which terminate the gas service pipe above the ground level and usually beside the consumer's house. A service valve is installed on top of the gas riser pipe and represents the demarcation point between the service connection and the network.

Early polyethylene service pipes terminated with a preformed metal riser incorporating a machine jointed compression fitting and the riser was butt fused to the service pipe during installation. The service valve was then screwed onto the threaded metal riser; corrosion protection was achieved with the use of pipe wrap tapes.

More recently PE services are terminated by bending the polyethylene pipe upwards to form a riser and at the end of the pipe, crimping a threaded nipple to which a service valve is then fitted.

The riser constructions all use a metal fitting between the polyethylene pipe and the service valve. Typically this metal fitting is the limiting factor for the condition of the service.

Riser condition inspections are routinely completed in conjunction with other network and metering projects carried out by the company and where problems are identified the risers are wrapped or changed. A project has been initiated to inspect all of the standby service risers - risers where no meter is installed - over a five year period to ensure their integrity is maintained. It has been determined that because these installations have no meter installed and are not routinely visited they are at a higher risk of interference and damage.

There are currently three types of service valves installed on MP services, around 20% of which have iron plug valves, but the majority are ball type valves with brass body, stainless steel ball, and plastic seats requiring minimal maintenance. Some types of plug valve are not self-lubricating and can be subject to galling and seizure. These types of valve are replaced with ball valves during network maintenance activities, metering activities and also when reported by Gasfitters. The standby riser inspection project described above will also identify valves that require replacement.

4.1.2.4 MP District Regulator Stations (DRS)

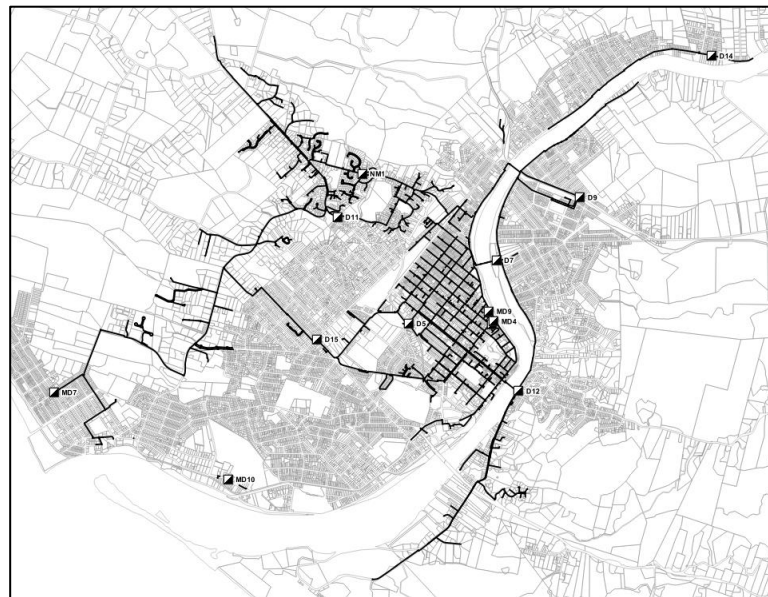
DRS configurations include twin stream active/monitor regulation, single or twin stream active/monitor, worker/standby stream, and single stream worker only. The mini DRS are generally configured as single stream worker only.

The condition of MP DRS's is generally good with most showing normal signs of deterioration due to age. Some of the components from which the MP DRS's are becoming obsolete while others require replacement parts that are becoming uneconomic and/or difficult to procure, so that they are being replaced with a modern equivalent.

In Figure 9, full sized DRS are shown prefixed with a "D" and the smaller mini DRS with "MD". Each location is marked with a symbol.

Document No: GNZ-012	Document Name: Asset Management Plan (AMP)	Effective from: 1 July 2022	Version: 11.0
Responsible Manager: General Manager		Approved by Directors: 30 June 2022	Page 27 of 103

Figure 9: Whanganui Medium Pressure DRS



4.1.2.5 MP Main Line Valves (MLV)

MLV’s are used to split sections of the central business district, isolate strategic assets such as crossings and DRS, and isolate branch connections off the main arterial pipeline. MLV’s are located principally underground, in pits or chambers that are accessible from the surface for insertion of a valve key to enable their operation. MP MLV’s are ball or plug types constructed of steel or polyethylene material.

Most MP MLV’s are made of polyethylene material and are in good condition but require monitoring to ensure they remain accessible. Risks to MLV include road contractors tar sealing over the top of the lids making them inaccessible, and the ingress of surface debris making access difficult.

4.1.2.6 MP Crossings

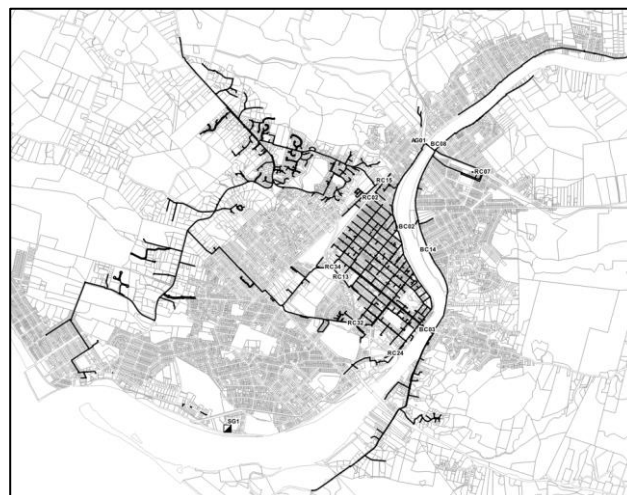
Crossing types include bridge, stream, aboveground and rail. Each type of crossing is constructed to meet the specific risk profile of the environment in which the gas asset is located. MP crossing construction can include casing and vents, roller support mounts, thermal expansion joints and other specialist fittings.

The condition of the MP crossings are generally good based on the limitations of assessing condition of cased and underground crossings.

Whanganui has three medium pressure crossings of the Whanganui River, all installed on separate bridges. The inspection and maintenance of these crossings is difficult due to the location of the pipeline on the bridge superstructure. Work completed in 2022 on the Dublin Street Bridge MP crossing and work planned for 2023/24 on the Aramoho Rail Bridge MP Crossing will ensure that these pipelines are in prime condition.

In Figure 10, bridge crossings are shown prefixed with “BC” and rail crossings with “RC”. The Sales Gate station is shown as “SG1”.

Figure 10: Whanganui Medium Pressure Crossings



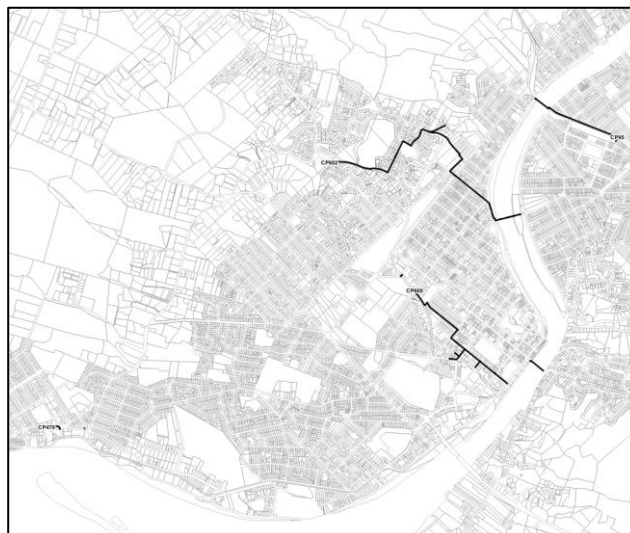
Document No: GNZ-012	Document Name: Asset Management Plan (AMP)	Effective from: 1 July 2022	Version: 11.0
Responsible Manager: General Manager		Approved by Directors: 30 June 2022	Page 28 of 103

4.1.2.7 MP Corrosion Prevention

The majority of the MP network is polyethylene material with inherent corrosion resistance, however the underground metallic MP mains pipes are protected from corrosion by Cathodic Protection.

In Figure 11, Cathodic Protection monitoring test points are shown prefixed with “CP” followed by a number and the MP metallic mains are shown as a black line.

Figure 11: Whanganui MP CP Test Points



4.1.2.8 MP Monitoring and Control Systems

MP network monitoring is a part of the wider network electronic pressure monitoring system. Operational conditions are checked at various points on the MP system and data is sent daily to a central monitoring station. The equipment is configured to monitor critical minimum MP system parameters and if compromised will activate alarms which are transmitted to monitoring software that notifies operational personnel. GasNet has installed pressure alarm telemetry at a number of large demand sites which are also monitored.

GasNet has included in this asset category its one dedicated network Monitoring Station that meters and records the volume throughput into a discrete section of the network made up of residential consumers only. The data provided by the station is transmitted to GasNet monitoring station daily for analysis.

4.1.3 Low Pressure (LP) System

The LP network shown in Figure 12 below is generally constructed in a grid configuration, with LP mains connected wherever pipes cross. The system pre-dates the introduction of natural gas and includes mains and services constructed of many different materials. The system has a design maximum allowable operating pressure of 7 kPag and is operating at 2 kPag.

4.1.3.1 LP Summary Physical Statistics

LP system statistics are summarised in Table 6 below.

Table 7: Whanganui LP System Physical Statistics

Asset	Number	Length (m)
Mains	5,248	224,390
Services	9210	179,564
District Regulator Stations	-	-
Main Line Valves	17	-
Crossings	15	-
Cathodic Protection	-	-
Monitoring & Control Systems	17	-

Document No: GNZ-012	Document Name: Asset Management Plan (AMP)	Effective from: 1 July 2022	Version: 11.0
Responsible Manager: General Manager		Approved by Directors: 30 June 2022	Page 29 of 103

4.1.3.2 LP Mains

With the introduction of polyethylene pipe, rehabilitation projects began replacing the metal mains and services with PE. Network development plans of the time were to construct new polyethylene mains and services to medium pressure construction standards but remain on low pressure and when significant areas had been completed, to up-rate the operating pressure to medium pressures.

In the early 1990s GasNet embarked on a project involving insertion of the original larger diameter LP mains and services with smaller diameter PE pipes. The immediate benefits of the higher (MP) pressure were realised and the cost of construction was reduced. This method became the favoured method for future mains rehabilitation for the areas where MP was available and it could be completed without compromising the LP network.

In Figure 12, the LP mains are shown as a black line. The Sales Gate station is shown as “SG1”. Some lengths of LP mains appear separated from the bulk of the mains as they are fed from a mini-DRS (not shown).

Figure 12: Whanganui Low Pressure System



Older, pre-natural gas LP mains were constructed of a variety of metallic materials such as cast and wrought irons and various steels manufactured in lengths from 9 feet to 30 feet depending on the material. These LP mains were installed to levels that allowed condensates within the coal gas to drain to a low point where a siphon was installed to collect the liquid which could later be pumped out. The mains were all mechanically jointed using the bell and spigot method for cast iron mains and compression couplings for other types.

Table 8: Whanganui LP Mains by Material

LP Mains Material	Length (m)	% of Total
PRE-NATURAL GAS (Original manufactured gas network)		
Cast Iron	14,071	6.27%
Galvanised	6,281	2.80%
Mannesmann Steel	9,748	4.34%
Spiral Riveted	3,581	1.60%
Steel	2,007	0.89%
Spiral Welded	5,268	2.35%
Wrought Iron	635	0.28%

Document No: GNZ-012	Document Name: Asset Management Plan (AMP)	Effective from: 1 July 2022	Version: 11.0
Responsible Manager: General Manager		Approved by Directors: 30 June 2022	Page 30 of 103

POST-NATURAL GAS (Built to modern day standards)		
Polyethylene	174,076	77.94%
API Steel (PE Coated)	7,004	3.14%
Total	223,335	100.00%

4.1.3.3 LP Mains Condition

Polyethylene mains that make up 77.7% of all LP mains are understood to be in good condition. The minimal stress placed on the material from the low internal gas pressure and the fact that the polyethylene systems are designed and installed to meet medium pressure Standards ensures that the gas escapes are very few in number.

Cast iron pipes are generally in reasonable condition for their age, with many pipe to pipe joints having been encapsulated over the years to prevent leakage. An extensive programme of joint encapsulation was undertaken immediately following the introduction of the dry natural gas to the manufactured gas network in the early 1970's, with initial leakage reported at 82% UFG (Unaccounted for Gas). The bell and spigot joints on the cast iron mains contained a hemp seal which relied on the wet manufactured gas to keep the joint gas tight. The unfortunate consequence of introducing the dry natural gas was that many of the joints dried out and with pipe sections being typically around 3m in length, leakage became a significant issue until it came under control a few years later. Joint leakage is less of a concern nowadays and whilst it does occur from time to time, it does not prevent the safe on-going operation of the LP cast iron network. The leakage rates for this material remain high compared to that of polyethylene material.

Spiral riveted main used in network is thought to have been manufactured in Whanganui from around 1900. The steel pipe used in its manufacture was 3.17mm thick and 300mm wide in long lengths spiral bent to form pipes. A riveting machine drilled and installed rivets in the laps of the steel material to form a pressure tight pipe. The pipe was then immersed in a hot asphalt and tar bath which provided a corrosion protected coating. The material has shown a good level of resilience but there have been occasions where leaks have occurred due to corrosion where the coating has been removed for jointing (pipe joints occur roughly every 10m). Where the pipe is subjected to movement there is a risk that the rivets holding the laps in the steel can become loose and allow the laps to come apart forming a leak. This pipe is presently the material with the highest risk of leakage. Spiral welded pipe superseded spiral riveted pipe from the early 1950's when it was thought to have been first used. The spiral welded pipe was superior with continuous welded seams instead of riveted seams but the limitation of these pipes is the corrosion of the unprotected ends and the mechanical Gibaulted jointing systems used at the time.

The other LP pre-natural metallic gas mains comprise a range of unwrapped bare steel, galvanised and wrought iron materials whose condition is varied so these pipes are being progressively replaced.

The risks associated with the older type metallic mains include leakage of joints caused by ground movement as a result of earthquake, traffic movement, road maintenance, or construction activities. Leakage by corrosion is also a risk factor.

In 2020 after a Council water main ruptured and damaged a polyethylene gas main the Whanganui low pressure network was flooded with water. The operation required to remove the water from the older metallic mains was difficult as pigging operations were not possible. As a result metallic mains in two street blocks were immediately replaced with polyethylene and in 2020/21 another block replaced.

Where possible our mains replacement works have been completed in conjunction with other utility replacement work such as water main renewals, road maintenance and reconstruction works, and drainage work. GasNet's close association with local council has provided a very good conduit to planning for joint replacement by sharing trenches. Historically gas and water mains were laid together by the local council, and in similar alignment using the same materials and practices. This has resulted in some gas mains requiring replacement at the same time as the water main.

Working together with the local council has achieved benefits including savings in mains' replacement costs resulting from sharing trenching and reinstatement costs, good public and stakeholder relationships, and a reduction to the inconvenience for road users

4.1.3.4 LP Services

LP services supplying gas from the LP mains to the consumer's property are constructed of either metallic or polyethylene material. Older metallic services (which make up less than 4% of the total number) were constructed of various steels and irons that pre-date natural gas. The metallic service pipes have been replaced under various programs over a number of years and this process will continue. Since its introduction, polyethylene has been used with few exceptions for LP services.

LP service pipes are typically 25 mm diameter for standard service connections but for longer length or higher capacity services, larger diameter pipes are used.

LP services include the gas riser pipes which terminate the gas service pipe above the ground level and usually beside the consumer's house. A service valve is installed on top of the gas riser pipe and represents the demarcation point between the service connection and the network

Document No: GNZ-012	Document Name: Asset Management Plan (AMP)	Effective from: 1 July 2022	Version: 11.0
Responsible Manager: General Manager		Approved by Directors: 30 June 2022	Page 31 of 103

Early polyethylene service pipes terminated with a preformed metal riser incorporating a machine jointed compression fitting and the riser was butt fused to the service pipe during installation. The service valve was then screwed onto the threaded metal riser; corrosion was prevented with the use of pipe wrap tapes.

More recently PE services are terminated by bending the polyethylene pipe upwards to form a riser with a threaded nipple crimped at the end of the pipe, to which a service valve is then fitted.

The riser constructions all use a metal fitting between the polyethylene pipe and the service valve. Typically this metal fitting is the limiting factor for the condition of the service.

Riser condition inspections are routinely completed in conjunction with other network and metering projects carried out by the company and where problems are identified the risers are wrapped or changed. A five year project has been initiated to inspect all of the standby service risers (risers where no meter is installed) to ensure their integrity is maintained. Because these installations have no meter installed and are not routinely visited they are at a higher risk of interference and damage.

There are currently six types of service valves installed on LP Services, with brass and iron plug valves of various types being used from the pre-natural gas until present times. The majority of service valves are ball type valves comprising a brass body, stainless steel ball and plastic seats requiring minimal maintenance. The brass and some iron types of plug valve are not self-lubricating and can be subject to galling and seizure. These types of valve are replaced with ball valves during network maintenance activities, metering activities and also when reported by Gasfitters.

The standby riser inspection project described above will also identify valves that require replacement.

4.1.3.5 LP Main Line Valves (MLV)

MLVs are utilised for the isolation of strategic assets such as crossings and DRS and are located principally underground, in pits or chambers that are accessible from the surface for the insertion of a valve key to enable their operation. MLVs are ball or plug types constructed of steel or polyethylene material.

4.1.3.6 LP Crossings

Crossing types include bridge, stream, aboveground and rail. Each type of crossing is constructed to meet the individual specific risk profile of the environment which the gas asset is crossing. LP crossing construction can include casing and vents, roller support mounts, thermal expansion joints and other specialist fittings.

Pre natural gas LP crossings are constructed of a variety of metals including Mannesmann, galvanised, and spiral riveted steels, wrought and cast irons. These older crossings are typically uncased and some jointed by mechanical compression couplings making them a higher risk of leakage. At present their condition remains within their serviceable life but because of their location and risk profile they warrant an increased level of leakage monitoring and will be subject to replacement within 10 years.

In Figure 13, Bridge crossings are shown prefixed with “BC”, above ground crossings with “AG” and rail crossings with “RC”. There are currently two Low Pressure Stream Crossings (SC) in the Whanganui area. The Sales Gate station is shown as “SG1”.

Figure 13: Whanganui Low Pressure Crossings



4.1.3.7 LP Corrosion Prevention

There is no Cathodic Protection applied to metallic steel LP assets. Typically installed prior to natural gas in the manufactured gas era, corrosion protection of these pipes is either by a bitumen coating or pipe wrap. As these metallic pipes are typically isolated from each other with non-conducting polyethylene pipe and as they are being

Document No: GNZ-012	Document Name: Asset Management Plan (AMP)	Effective from: 1 July 2022	Version: 11.0
Responsible Manager: General Manager		Approved by Directors: 30 June 2022	Page 32 of 103

progressively replaced it is considered uneconomic and impractical to provide supplementary corrosion protection with sacrificial galvanic anodes. For discussion of other corrosion prevention methods please refer to section 3.1.2.6 above.

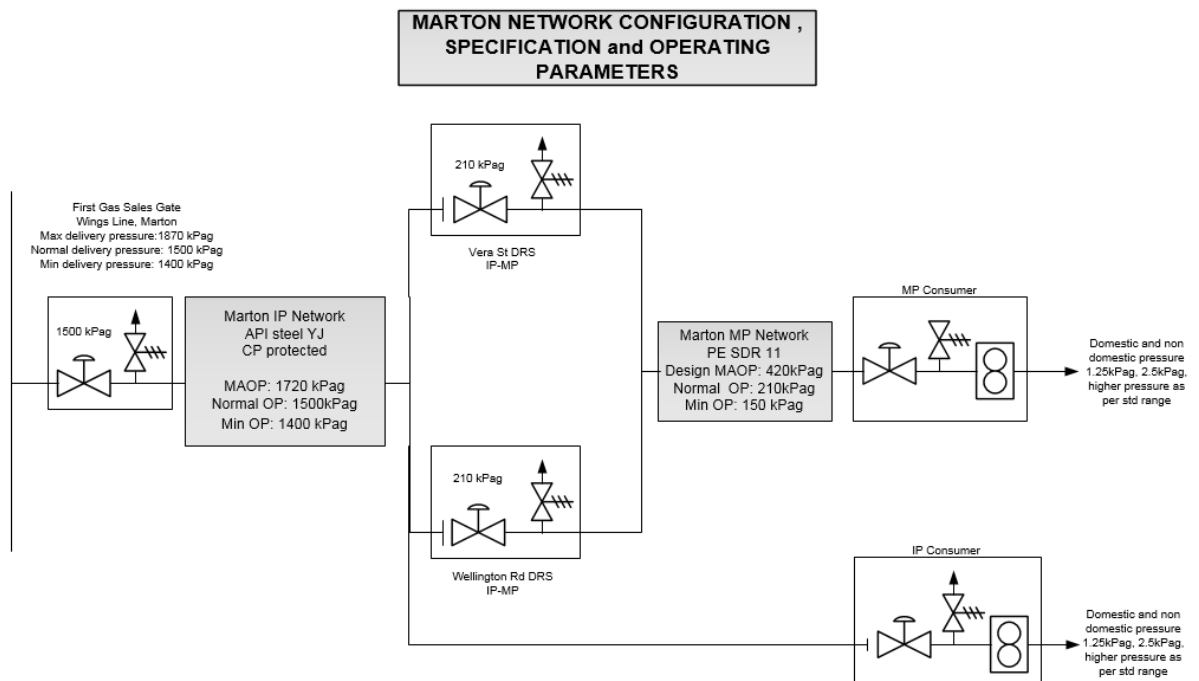
4.1.3.8 LP Monitoring and Control Systems

LP network monitoring is a part of the wider network electronic pressure monitoring system. Operational conditions are checked at various points on the LP system and data is sent daily to a central monitoring station. The equipment is configured to monitor critical minimum LP system parameters that if compromised will activate alarms which are transmitted to monitoring software that notifies operational personnel.

4.2 Marton Network

The Marton network transports natural gas at intermediate (IP) and medium (MP) pressures. Figure 14 is illustrative of the configuration, specification and operating parameters of this network.

Figure 14: Marton Network Configuration



4.2.1 Intermediate Pressure (IP) System

4.2.1.1 IP Summary Physical Statistics

Marton IP system statistics are summarised in Table 9 below.

Table 9: Marton IP System Physical Statistics

Asset	Number	Length (m)
Mains	24	3,422
Services	2	37
District Regulator Stations	2	-
Main Line Valves	3	-
Crossings	4	-
Cathodic Protection	1	-
Monitoring & Control Systems	2	-

4.2.1.2 IP Mains

The IP system shown in Figure 15. below, is generally designed as an arterial pipeline from the Sales Gate station in Wings Line to Wellington Road. The IP system constructed from 1982 onwards, is yellow jacket API steel pipe designed for a maximum allowable pressure of 1720 kPag and is operating at 1500 kPag.

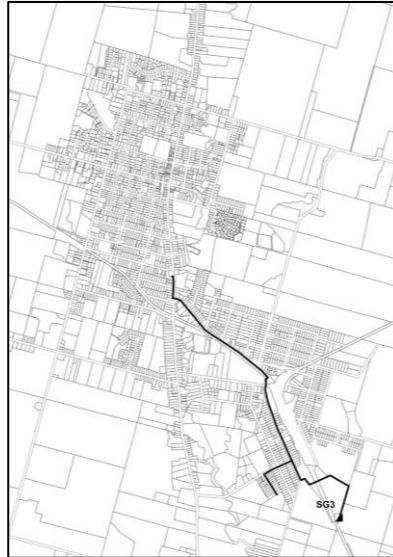
Document No: GNZ-012	Document Name: Asset Management Plan (AMP)	Effective from: 1 July 2022	Version: 11.0
Responsible Manager: General Manager		Approved by Directors: 30 June 2022	Page 33 of 103

The IP system was originally constructed to supply industrial consumers, and two DRS were strategically located at points along the pipeline. IP mains are rated in good condition based on limited evidence of assets that have been sighted during construction activities and the results of coating survey.

Direct Current Voltage Gradient (DCVG) survey is a technique to assess the effectiveness of corrosion protection on a buried pipeline. A DCVG survey was completed by an independent external party in 2019 and five defects were found in the pipeline coating over the 3.4km of pipeline surveyed.

In Figure 15, the IP mains are shown as a black line. The Sales Gate station is shown as “SG3”.

Figure 15: Marton IP System



4.2.1.3 IP Services

All services are constructed of yellow jacket API line pipe and connected to mains with service saddle connections and terminate above ground with a welded flange. These services are electrically insulated from the main and from the station (DRS or GMS) pipe work to which they interface.

IP services are rated in good condition based on limited evidence of assets that have been sighted during construction activities and the results of coating survey. Typically the highest risks to these assets are third party damage and corrosion.

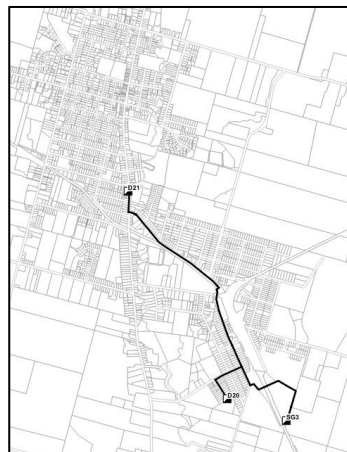
4.2.1.4 IP District Regulator Stations (DRS)

There are two DRS that are located close to the downstream extremities of the IP network and reduce the IP to MP for further reticulation within Marton. The DRS are constructed of steel material and are of twin stream configuration providing backup in the event of active stream equipment failure.

The condition of IP DRS is generally good with most showing signs of normal deterioration with age, but as parts become obsolete, serviceability will become an issue. Enhancements to a DRS enclosure in 2019 provided the DRS with additional protection from interference and improve public safety.

In Figure 16, DRS are shown prefixed with a “D”. The Sales Gate station is shown as “SG3”.

Figure 16: Marton IP DRS



Document No: GNZ-012	Document Name: Asset Management Plan (AMP)	Effective from: 1 July 2022	Version: 11.0
Responsible Manager: General Manager		Approved by Directors: 30 June 2022	Page 34 of 103

4.2.1.5 IP Main Line Valves (MLV)

MLV's are used to split sections of looped network, isolate strategic assets such as crossings and DRS, and isolate branch connections off the main arterial pipeline. MLV's are located principally underground, in pits or chambers that are accessible from the surface for the insertion of a valve key to enable their operation. IP MLV's are flanged ball or plug types constructed of steel or iron material.

IP MLV's are rated in good condition based on records made at the periodic inspection and operation of valves. Evidence of the condition of MLV is limited to what can be seen externally, and those valves that are accessible from the surface. Risks to MLV include road contractors tar sealing over the top of the lids making them inaccessible, and the ingress of surface debris making access difficult.

4.2.1.6 IP Crossings

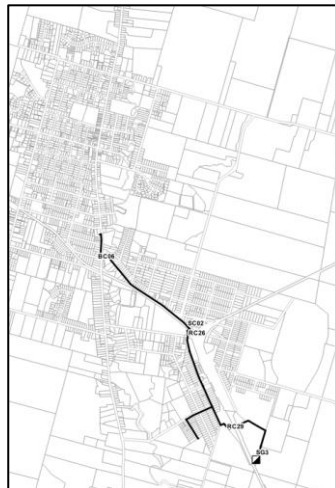
Crossing types include bridge, stream, aboveground, and rail crossings. Each type of crossing is constructed to meet the individual specific risk profile of the environment which the gas asset is crossing. IP crossing construction can include casing and vents, roller support mounts, thermal expansion joints and other specialist fittings.

Condition assessment of IP Crossings can be difficult for various reasons e.g. the location of the pipeline is typically relatively inaccessible, it is laid under a major asset that cannot be disturbed, or it is inserted within a casing that prevents access for inspection. Uncased crossings that are above ground such as those spanning streams at higher risk due to their exposure to environmental conditions, are assessed for condition by visual inspection. Typically the highest risks to these assets are third party damage and corrosion.

In Figure 17, bridge crossings are shown prefixed with a "BC", Stream Crossings with "SC", and rail crossings with "RC". The Sales Gate station is shown as "SG3".

Crossings can be a source of safety risk to the public, in that an exposed gas pipe crossing a waterway or an elevated area could be used as a means for persons to cross. In 2019 a crossing in Marton was identified as having increased likelihood of being used in this manner. During 2020 a safety fence was constructed to discourage public access to the Crossing.

Figure 17: Marton Intermediate Pressure Crossings



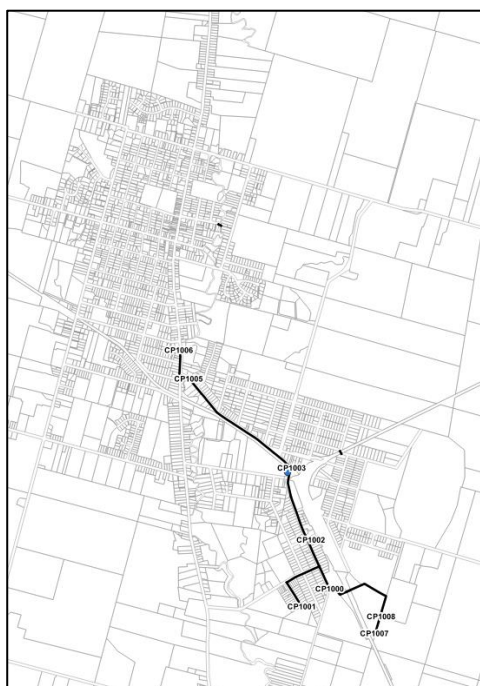
4.2.1.7 IP Corrosion Prevention

Cathodic Protection is applied using sacrificial anodes installed along its route.

In Figure 18, Cathodic Protection monitoring test points are shown prefixed with a "CP" followed by a number and the IP mains are shown as a black line.

Document No: GNZ-012	Document Name: Asset Management Plan (AMP)	Effective from: 1 July 2022	Version: 11.0
Responsible Manager: General Manager		Approved by Directors: 30 June 2022	Page 35 of 103

Figure 18: Marton IP CP Test Points



4.2.1.8 IP Monitoring and Control Systems

IP monitoring is a part of the wider network electronic pressure and CP monitoring system. Operational conditions are checked at various points on the IP system and data is sent daily to a central monitoring station. The equipment is configured to monitor for critical minimum IP system parameters and if compromised will activate alarms which are transmitted to monitoring software that notifies operational personnel. GasNet has installed pressure alarm monitoring at a number of large demand sites.

4.2.2 Medium Pressure (MP) System

4.2.2.1 MP Summary Physical Statistics

Marton MP system statistics are summarised in Table 10 below.

Table 10: Marton MP System Physical Statistics

Asset	Number	Length (m)
Mains	326	28,007
Services	671	16,005
District Regulator Stations	-	-
Main Line Valves	10	-
Crossings	9	-
Cathodic Protection	-	-
Monitoring & Control Systems	3	-

4.2.2.2 MP Mains

The MP network in Marton is constructed of polyethylene mains interconnected to a grid configuration. The mains have design maximum allowable pressure of 420 kPag and are operating at 210 kPag.

The risks associated with the polyethylene MP mains in general include polymer material issues in early HDPE material, third party damage, and historic joint quality. Further discussion on these aspects of MP services can be found in the Whanganui MP Mains section.

In Figure 19, the MP mains are shown as a black line. The Sales Gate station is shown as “SG3”.

Document No: GNZ-012	Document Name: Asset Management Plan (AMP)	Effective from: 1 July 2022	Version: 11.0
Responsible Manager: General Manager		Approved by Directors: 30 June 2022	Page 36 of 103

Figure 19: Marton MP System



4.2.2.3 MP Services

MP services in Marton are constructed of predominantly polyethylene and are installed directly in the ground by open trench or drilling methods. The services are constructed with a design MAOP of 420 kPag and are operating at 210 kPag. MP services to residential properties are 10 mm or 25 mm diameter while non-domestic range between 10-50 mm. MP services are connected to the Polyethylene main by service saddle and terminate at the service riser with a mechanical crimp fitting.

Polyethylene service pipes terminate with either a pre formed metal riser incorporating a machine jointed compression fitting or a mechanical crimp installed on site. Each of these metallic components present a potential risk of corrosion and are duly inspected whenever visited for network or metering work. As part of a project to inspect all of the standby service risers (risers without meters installed) over a five year period all visible service components will be inspected and remedial action taken if required. Further discussion on MP services can be found in the Whanganui MP services' section.

The condition of the MP services constructed of polyethylene material is rated to be good.

4.2.2.4 MP Main Line Valves (MLV)

MLVs are used to split sections of the network, isolate strategic assets such as crossings and DRS, and isolate branch connections off the main arterial pipeline. MLVs are located principally underground, in pits or chambers that are accessible from the surface for the insertion of a valve key to enable their operation. MP MLV are ball or plug types constructed of steel or polyethylene material.

MLV are constructed of polyethylene material and are in good condition but require monitoring to ensure they remain accessible. Risks to MLV include road sealing contractors tar sealing over the top of the lids making them inaccessible and the ingress of surface debris making access difficult.

4.2.2.5 MP Crossings

Crossing types include bridge, stream, aboveground and rail. Each type of crossing is constructed to meet the individual specific risk profile of the environment which the gas asset is crossing. MP crossing construction can include casing and vents, roller support mounts, thermal expansion joints and other specialist fittings.

The condition of the MP crossings are generally good based on the limitations of assessing condition on cased and underground crossings.

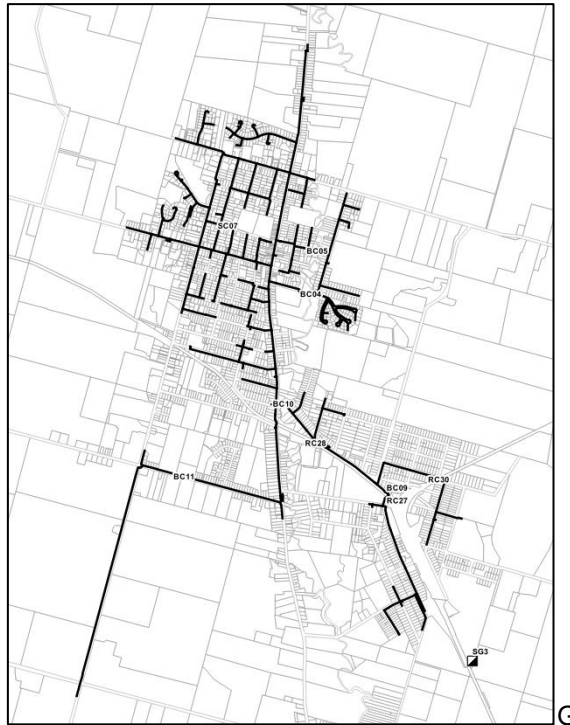
Crossings can be a source of safety risk to the public, in that exposed gas pipes crossing a waterway or an elevated area could be used as a means to cross. In 2019 two MP crossings in Marton were identified as having

Document No: GNZ-012	Document Name: Asset Management Plan (AMP)	Effective from: 1 July 2022	Version: 11.0
Responsible Manager: General Manager		Approved by Directors: 30 June 2022	Page 37 of 103

increased likelihood of being used in this manner resulting in the construction of safety fences at both locations to discourage public access to the Crossings.

In Figure 20, bridge crossings are shown prefixed with a “BC” and rail crossings as “RC”. The Sales Gate station is shown as “SG3”.

Figure 20: Marton Medium Pressure Crossings



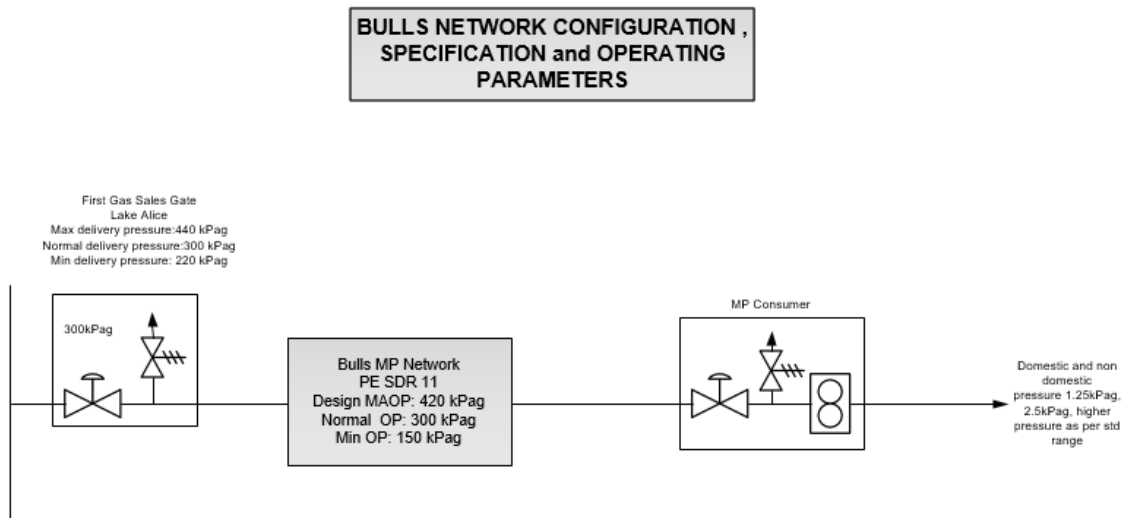
4.2.2.6 MP Monitoring and Control Systems

MP monitoring is a part of the wider network electronic pressure monitoring system. Operational conditions are checked at various points on the MP system and data is sent daily to a central monitoring station. The equipment is configured to monitor for critical minimum MP system parameters and if compromised will activate alarms which are transmitted to monitoring software that notifies operational personnel. GasNet has installed pressure alarm monitoring at a number of large demand sites.

4.3 Bulls Network

The Bulls network transports natural gas at medium (MP) pressures. Figure 21 is illustrative of the configuration, specification and operating parameters of this network.

Figure 21: Bulls Network Configuration



Document No: GNZ-012	Document Name: Asset Management Plan (AMP)	Effective from: 1 July 2022	Version: 11.0
Responsible Manager: General Manager		Approved by Directors: 30 June 2022	Page 38 of 103

4.3.1 Medium Pressure (MP) System

4.3.1.1 MP Summary Physical Statistics

Bulls network statistics are summarised in Table 11 below.

Table 11: Bulls Network Physical Statistics

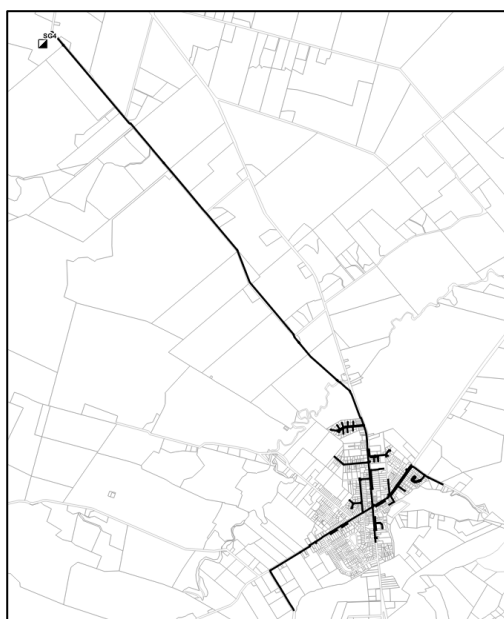
Asset	Number	Length (m)
Mains	172	15253
Services	185	6439
District Regulator Stations	-	-
Main Line Valves	3	-
Crossings	2	-
Cathodic Protection	-	-
Monitoring & Control Systems	4	-

4.3.1.2 MP Mains

The Bulls MP system shown in Figure 22 was installed to supply consumers in Bulls Township including a CNG station. The design incorporates a single arterial main constructed in 1987 which was installed from the Sales Gate station at Lake Alice, traversing rural land to the west side of Bulls township. The mains are all constructed of polyethylene and the network is supplied direct from the Sales Gate with no District Regulator Stations (DRS). It is understood that these mains are all MDPE and in good condition. Risk assessment work in 2019 identified that this critical main is subject to increased risk due to the remoteness of the pipeline and also farming activities. Projects were completed in 2021 to relocate deeper a section of this main where it traverses private property and to enhance signage along the route. The main has a design maximum allowable pressure of 420 kPag which is operating at 300 kPag. The network within the township is generally designed with arterial mains having little interconnection. The development of a meat processing plant on the outskirts of Bulls has replaced the CNG load.

In Figure 22, the MP mains are shown as a black line. The Sales Gate station is shown as "SG4".

Figure 22: Bulls Network



4.3.1.3 MP Services

MP services are constructed of predominantly polyethylene material installed directly in the ground by open trench or drilling methods. MP services are constructed with a design MAOP of 420 kPag and are operating at 300 kPag. MP services to residential properties are 10 mm or 25 mm diameter while non-domestic range between 10-50 mm. MP services are connected to the polyethylene main by service saddle and terminate at the service riser with a mechanical crimp fitting. A Mains pressure uprating exercise completed in 2014 involved inspection of all risers and service valves and any remedial work required was completed at that time. The condition of MP services is rated as good.

Document No: GNZ-012	Document Name: Asset Management Plan (AMP)	Effective from: 1 July 2022	Version: 11.0
Responsible Manager: General Manager		Approved by Directors: 30 June 2022	Page 39 of 103

4.3.1.4 MP Main Line Valves (MLV)

The MLV's are used to segregate sections of arterial pipeline supplying the town of Bulls and are located principally underground, in pits or chambers that are accessible from the surface for the insertion of a valve key to enable their operation. MP MLV's are ball or plug types constructed of steel or polyethylene material.

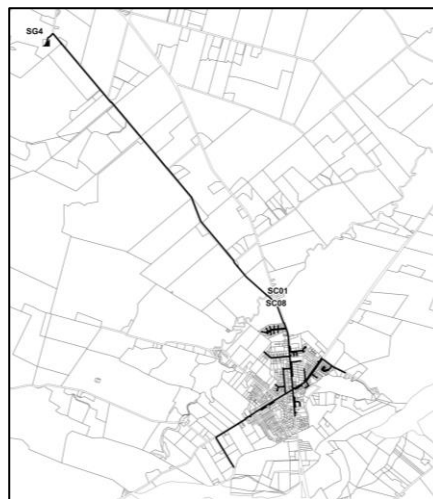
MLV are constructed of polyethylene material and are in good condition but require monitoring to ensure they remain accessible. Risks to MLV include road sealing contractors tar sealing over the top of the lids making them inaccessible and the ingress of surface debris making access difficult.

4.3.1.5 MP Crossings

The Bulls MP network contains an under stream crossing which is shown in Figure 23. The crossing has been constructed to meet the individual specific risk profile of the stream environment which the gas asset is crossing. The condition of the MP stream crossing is considered good based on evidence collected during remedial flood repair work carried out in 2011. A further section of main that lies in an area that is a path for flood water had protection work completed in 2021.

The stream crossing is shown as "SC01" and the Sales Gate station is shown as "SG4".

Figure 23: Bulls MP Crossings



4.3.1.6 MP Monitoring and Control Systems

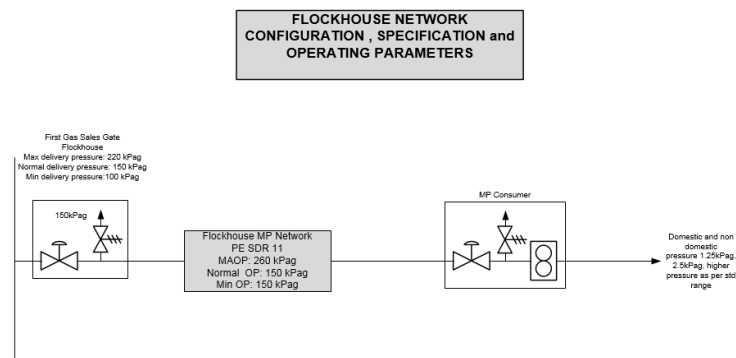
MP monitoring is a part of the wider network electronic pressure monitoring system. Operational conditions are checked at various points on the MP system and data is sent daily to a central monitoring station. The equipment is configured to monitor for critical minimum MP system parameters and if compromised will activate alarms which are transmitted to monitoring software that notifies operational personnel. GasNet has installed pressure alarm monitoring at a number of large demand sites.

4.4 Flockhouse Network

The Flockhouse MP network was primarily installed to supply a large agricultural training centre and grain dryer, with both domestic and commercial connections offered to properties along the pipe route. The network is supplied direct from the Sales Gate at MP with no DRS connected.

Figure 24 is illustrative of the configuration, specification and operating parameters of this network.

Figure 24: Flockhouse Network Configuration



Document No: GNZ-012	Document Name: Asset Management Plan (AMP)	Effective from: 1 July 2022	Version: 11.0
Responsible Manager: General Manager		Approved by Directors: 30 June 2022	Page 40 of 103

4.4.1 Medium Pressure (MP) System

4.4.1.1 MP Summary Physical Statistics

Flockhouse MP system statistics are summarised in Table 12 below.

Table 12: Flockhouse Network Physical Statistics

Asset	Number	Length (m)
Mains	5	3,438
Services	8	949
District Regulator Stations	-	-
Main Line Valves	-	-
Crossings	-	-
Cathodic Protection	-	-
Monitoring & Control Systems	-	-

4.4.1.2 MP Mains

The polyethylene main installed in 1986 is a single arterial main from the Flockhouse Sales Gate north along Parewanui Road to the Flock House Estate. The main has a design MAOP of 420 kPag and is operating at 150 kPag. In Figure 25, the MP mains are shown as a black line. The Sales Gate station is shown as "SG5".

Figure 25: Flockhouse Network



4.4.1.3 MP Services

MP services are constructed of predominantly polyethylene material installed directly in the ground by open trench or drilling methods. MP services are constructed with a design MAOP of 260 kPag and are operating at 150 kPag. MP services to residential properties are 10 mm or 25 mm diameter while non-domestic range between 10-50 mm. MP services are connected to the polyethylene main by service saddle and terminate at the service riser with a mechanical crimp fitting.

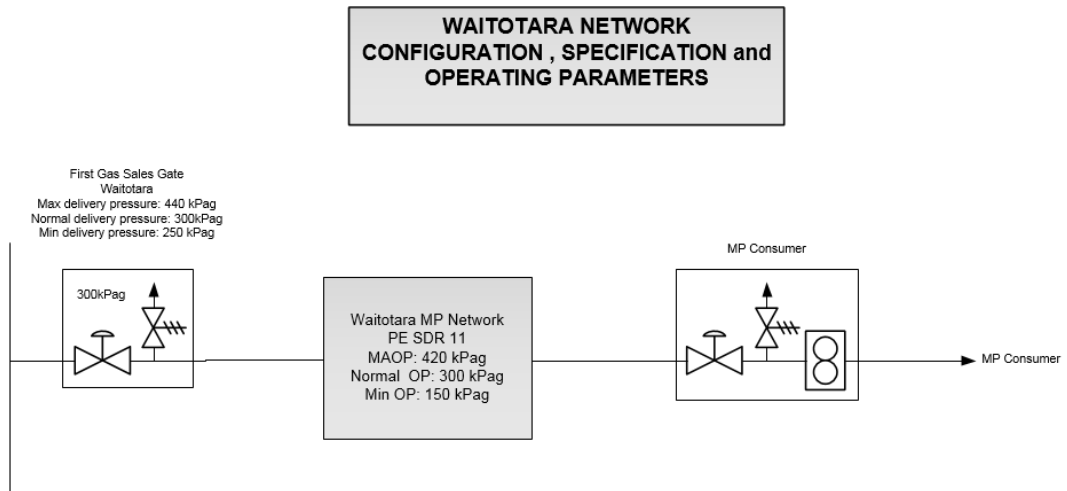
4.5 Waitotara Network

The Waitotara MP system was constructed to supply a meat processing plant only. The design incorporated a single PE arterial main from First Gas Sales Gate station at Waitotara north through rural farmland to the plant. The network is supplied direct from the Sales Gate with no DRS connected.

Figure 26 is illustrative of the configuration, specification and operating parameters of this network.

Document No: GNZ-012	Document Name: Asset Management Plan (AMP)	Effective from: 1 July 2022	Version: 11.0
Responsible Manager: General Manager		Approved by Directors: 30 June 2022	Page 41 of 103

Figure 26: Waitotara Network Configuration



4.5.1 Medium Pressure (MP) System

4.5.1.1 MP Summary Physical Statistics

Waitotara MP system statistics are summarised in Table 13 below.

Table 13: Waitotara Network Physical Statistics

Asset	Number	Length (m)
Mains	2	1675
Services	1	78
District Regulator Stations	-	-
Main Line Valve	-	-
Crossings	-	-
Cathodic Protection	-	-
Monitoring & Control Systems	1	-

4.5.1.2 MP Mains

The single PE arterial main from First Gas Sales Gate station to the meat processing plant was installed in 1987 and has a design MAOP of 420 kPag and is operating at 300 kPag.

In Figure 27, the MP main is shown as a black line. The Sales Gate station is shown as “SG6”.

Figure 27: Waitotara System



Document No: GNZ-012	Document Name: Asset Management Plan (AMP)	Effective from: 1 July 2022	Version: 11.0
Responsible Manager: General Manager		Approved by Directors: 30 June 2022	Page 42 of 103

4.5.1.3 MP Services

The single arterial main terminates at the meat processing plant and a single smaller diameter pipe provides the service connection.

4.5.1.4 MP Monitoring and Control Systems

There is no discrete network monitoring equipment installed but the Time of Use (TOU) equipment installed at the GMS has integral network monitoring equipment that provides remote network monitoring functionality.

4.6 Non-Network Assets

GasNet owns a range of non-network assets outlined as follows.

4.6.1 Computer Hardware & Software

GasNet owns all office & vehicle based computer hardware, mobile and smart phone devices, with network infrastructure and server support services provided under contract by the Whanganui District Council

GasNet owns its MIDaS application which provides ICP, consumer and billing information. As well we have a wide range of software applications under licence, the most notable being FinanceOne, IntraMaps, FeildGo and Synergi.

Further detail on GasNet's computer hardware and software can be found in section 2.11.

4.6.2 Leasehold Improvements

GasNet does not own any property, other than that directly related to the network, with its Whanganui premises in Cooks Street leased from the Whanganui District Council. Costs incurred in relation to GasNet's premises are therefore leasehold improvements which have been made with the most notable including office alterations, and provision of a security system and fire alarm.

4.6.3 Miscellaneous Plant & Equipment

GasNet owns tools and equipment that are required for construction, operations and maintenance activities of the networks.

The major items of tooling include;

- Polyethylene pipe squeeze equipment.
- Polyethylene butt and electrofusion jointing machines.
- Gas detection and survey equipment.
- Emergency lighting and ancillary items.
- Pipe and cable locators.
- Air compressors.
- Generators.
- Road compactors and breakers.
- Road signs and safety barriers.
- Spray booth and bead blaster.
- Confined Space entry and rescue equipment.

Much of the equipment requires regular testing and recertification by accredited laboratories.

With GasNet striving to maintain or exceed industry best practice in all areas of network activities, the continual investment in tooling that incorporates the latest technologies is seen as an important strategy.

4.6.4 Office Equipment

There are 10 office and home based personnel that are provided with fully equipped work stations furniture and equipment, along with a range of ancillary equipment such as lockers, shredder, meeting room conference phone and white board. Additional equipment has been purchased to provide for home work stations for office personnel.

4.6.5 Vehicles

GasNet's fleet of seven vehicles are all owned by the company and are utilised to meet operational and capital activities across the five networks. Some vehicles are customised to enable field staff on site access to specialised equipment necessary to undertake planned works and to respond to call-out and emergency situations.

The fleet consists of;

- 2006 Ford Courier Extra Cab Ute
- 2010 Nissan Urvan
- 2014 Ford Ranger Super Cab Ute
- 2016 Mitsubishi Triton Double Cab Ute
- 2018 Ford Transit Jumbo 470E Van
- 2020 Ford Transit Jumbo 470E Van
- 2021 Ford Transit Jumbo 430 Van
- 6 x Trailers

Document No: GNZ-012	Document Name: Asset Management Plan (AMP)	Effective from: 1 July 2022	Version: 11.0
Responsible Manager: General Manager		Approved by Directors: 30 June 2022	Page 43 of 103

5.0 NETWORK RELIABILITY AND INTEGRITY

5.1 Functional Requirements

Network reliability is delivered through systems developed by GasNet to manage the planning, design and construction phases of the operation. The systems have been developed using gas distribution network standards NZS5258 and AS/NZS4645. These standards are intended to provide for the protection of the general public, gas distribution network operating personnel and the environment, and to ensure safe and reliable operation of gas distribution networks that reticulate gas to consumers.

The functional requirements of our networks include providing an integrated supply system capable of meeting consumer demands, as forecast by gas retailers, taking into account safety, operating conditions and the environment to which the system is exposed. The functional requirements to ensure safety, including security of supply and integrity of the gas network include those listed below;

- Planned operational life.
- Capacity management and security-of-supply parameters.
- Composition and properties of gas to be transported.
- Degradation of elements of the gas distribution network.
- Failure mode requirements (e.g. leak before rupture, limiting potential for full flow escapes at higher pressures).
- Fitness for purpose of materials.
- Competency of personnel.
- Criteria for response to incidents and emergencies.

5.2 Network Design

Designs for new sections of, or modifications to, the network systems are in accordance with safety, and demand, operating in the environment conditions to which the system is forecast to be exposed.

The overall design requirements are to ensure that:-

- the hazards and risks identified in the hazard identification and control process are eliminated or reduced to as low as reasonably practical and
- functional requirements are met

To achieve these requirements system design is based on the requirements of AS/NZS 4645.

5.3 Network Pressure Control

The Sales Gates where gas enters GasNet's networks from the upstream transmission system, are designed, installed and maintained by the transmission system operator to meet nominated supply conditions. This includes the levels of over-pressure protection.

Once gas has entered GasNet's network the pressure is managed and controlled. The pressure control systems limit the pressure within each section of the system to the specified maximum allowable operating pressure (MAOP) and the overpressure protection is effective in the event of equipment malfunction. Network Pressures are set to ensure minimum supply pressure in all parts of the system at all times and the MAOP is not exceeded at any time. The MAOP for each system is listed in GasNet's Safety and Operating Plan.

District Regulator Stations on the networks reduce network pressures from one pressure system to another. Overpressure protection is provided either by relief valves, active and monitor regulators or automatic shut off devices depending on station location, supply alternatives, environmental factors and operating conditions. The District Regulator Stations operational and overpressure protection pressure settings are specified in the relevant Design Sheet for each station.

The level and frequency of routine inspections and maintenance of all district regulator stations are determined in accordance with GasNet's Network and GMS Maintenance Plan. Currently the maintenance regime is based on predictive and preventative strategies.

District Regulator Stations Periodic Maintenance schedule			
Monthly	Yearly	4 Yearly	8 Yearly
Site and security, leakage inspection, pressure and odour level measurements	Functional check of equipment, test safety and standby equipment, filters check	Limited equipment overhaul.	Full equipment overhaul.

Continuous system pressure surveillance is carried out by GasNet's network monitoring system at key locations with low and high pressure alarms providing an automated alert and subsequent response by a GasNet Technician. With its introduction in 2007 the monitoring system provides a wealth of electronic historic pressure information; prior to this and going back to the 1980's, paper based pressure recordings were printed from

Document No: GNZ-012	Document Name: Asset Management Plan (AMP)	Effective from: 1 July 2022	Version: 11.0
Responsible Manager: General Manager		Approved by Directors: 30 June 2022	Page 44 of 103

pressure chart recorders. The combination of historic pressure and real-time pressure information is a useful planning tool and enables a better understanding of the trends in demand and the identification of potential pressure or capacity issues. It is expected that the information will be extremely beneficial as a comparator with the output from GasNet's Synergi Gas network modelling application.

5.4 Network Flow Management

Network Flows are currently predicted on historic demand with forward looking forecast demands based on information provided by Gas Retailers.

There is currently no provision to measure flow patterns within GasNet's networks although a project is planned for the installation of equipment at DRS to enable measurement of flow. The equipment will interface into existing telemetry equipment installed at DRS to log and transmit the data to a central computer. The measurement, collection and subsequent analysis of this data within GasNet's network analysis simulation software will assist future network design, provide utilisation information and aid emergency planning.

5.5 Gas Quality

Gas contained within and supplied from GasNet's network is required to comply with NZS 5442 Specification for Reticulated Natural Gas. This ensures that the gas is suitable for transportation through the network and metering systems and for use in appliances designed for natural gas.

The specification sets limits on characteristics and components and these are monitored by the transmission system operator before gas is accepted into their network.

The transmission system operator is required to notify GasNet if there are any variations in quality that could lead to a limit being exceeded. In the event that non-specification gas was supplied or could be expected to be supplied into the network systems GasNet would decide whether to continue to supply consumers or to curtail supplies based on safety considerations. It is acknowledged that in the event that this should occur, GasNet would not be isolated and that the effect would likely impact on larger operators and systems on the same transmission system. In this case it is expected that the event would involve multiple parties (transmission, network and meter owners/operators, gas retailers and consumer representatives).

5.6 Gas Odourisation and Detection

Gas within and supplied from GasNet's networks is odourised to ensure that it is detectable at a level at least equivalent to one fifth of the lower explosive limit for natural gas, a requirement of Regulation 16 of the Gas (Safety and Measurement) Regulations 2010.

Odorant is injected by the transmission system operator to give the gas a distinctive and unpleasant odour prior to receipt of the gas into GasNet's network. The odour levels and odorant concentrations are set in accordance with the requirements of NZS 5263 to ensure minimum levels are exceeded at the extremities of all of the networks. The odorant used is tertiary butyl Mercaptan.

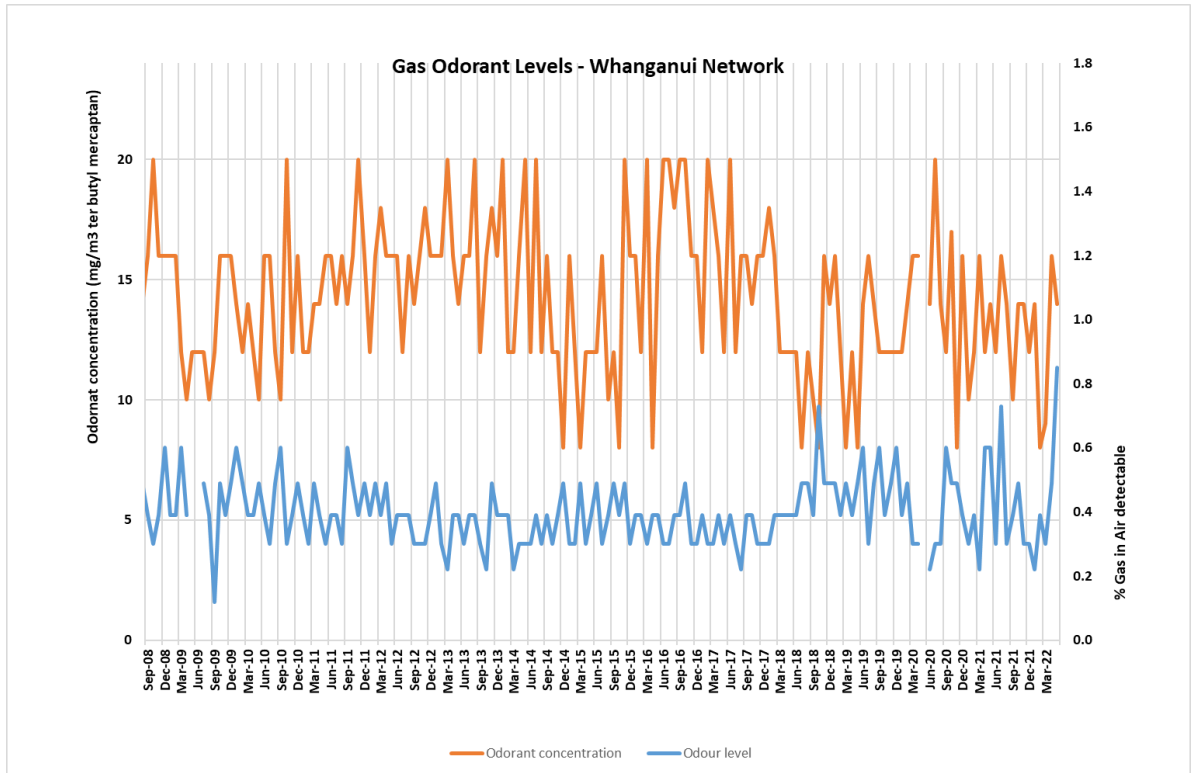
Monitoring of both odour level and odorant concentration is carried out at Sales Gates by the transmission system operator and at strategic points throughout the network by GasNet. All metering work completed by the company requires a check that odorant can be detected by the Technician. Any exceptions are reported immediately they are detected and action is taken to notify GasNet and to restore levels to normal as rapidly as possible. An annual review is carried out by GasNet to ensure that the defined locations where samples are taken for odour tests are deemed to be representative of the current network configuration.

The Gas Transmission Interconnection Agreement sets out the arrangements for odourisation monitoring.

If odour fade or masking is detected the Network Emergency Plan is in place to ensure such events are managed and that appropriate actions are taken.

The following graph shows the odour level and odorant concentration measurements taken at a site representative of the network in Whanganui. The odour level measurements shown all exceed 0.9% gas in air limit i.e. one fifth of lower explosive limit for natural gas and the odorant concentration measurements are 3 mg/m³ or above. The number of non-compliant odour tests is a key safety performance indicator referenced in section 6.0.

Document No: GNZ-012	Document Name: Asset Management Plan (AMP)	Effective from: 1 July 2022	Version: 11.0
Responsible Manager: General Manager		Approved by Directors: 30 June 2022	Page 45 of 103



5.7 Leakage Management

A leakage management programme involving routine system survey and response arrangements for classification and repair of public reported escapes is in place to ensure that any leakage is minimised. The frequency and methods of survey is determined according to the risk level. All leaks located by survey are classified and actions taken accordingly.

Leakage Survey Schedule						
Asset	Monthly	3 Monthly	6 Monthly	12 Monthly	2 Yearly	5 Yearly
Mains pipes				Mains located in high population density areas incl. CBD's, public meeting places, schools, hospitals and rest homes	All Low Pressure metallic	All Mains
Stations (Sales Gates and DRS)	All Stations					
Line valves				All valves		
Special crossings		Crossings with mechanical joints	All crossings			

5.8 Cathodic Protection

External corrosion on buried steel pipe is mitigated by a range of methods which for GasNet's Whanganui and Marton Intermediate and Medium Pressure systems includes Cathodic Protection (CP). The description of the company's CP systems is provided in section 3.1.2.6.

These systems are designed, operated and maintained in accordance with AS 2832.1. Monitoring of system performance is completed in accordance with GasNet's Network and GMS Maintenance Plan GNZ-003.

New construction work on Intermediate and Medium Pressure steel pipe is first designed by GasNet's Engineer and reviewed by a specialist CP Technician from First Gas Limited who also conduct annual ON-OFF surveys and periodic DCVG surveys.

Document No: GNZ-012	Document Name: Asset Management Plan (AMP)	Effective from: 1 July 2022	Version: 11.0
Responsible Manager: General Manager	Approved by Directors: 30 June 2022	Page 46 of 103	

Cathodic Protection Periodic Maintenance Schedule			
Weekly	3 Monthly	12 Monthly	As Required
Review of CP voltage monitoring and alarm limits (CP voltage logged at 15 minutes intervals and alarms monitored 24/7).	Rectifier site checks and On testing at representative points of the networks.	On/Off testing at representative points throughout network.	Full Direct Current Voltage Gradient (DCVG) survey of networks.

5.9 Public Reported Escapes

Facilities for the public reporting of gas escapes are available 24 hours a day 7 days a week.

All reports of gas leakage are acted on as quickly as possible and personnel are despatched to make safe any unsafe situation and to locate and assess any leaks detected.

First response to network leakage reports is provided by a GasNet Technician trained in emergency response to industry standards. After business hours GasNet's after hour's service provider receives all phone calls and contacts the rostered Technician to provide the emergency response.

The time taken to answer calls, and to respond to incidents on site are key indicators of emergency management performance which are recorded and monitored by GasNet. These measures along with the number of public reports of gas escape are reported in sections 6.1 and 11.1.

5.10 Leakage review and analysis

Records of leakage reports and leakage surveys are analysed annually or more frequently if leakage levels alter to determine any changes in the risk level. Increase in leakage trends may require a reassessment of the hazard and action taken to mitigate the risk. Analysis is a key information feed into the asset replacement programme. Trends such as the correlation of leak reports to main pipe construction material provides such information.

5.11 Mains and Services

Mains and services were historically designed, constructed, maintained and decommissioned under the standards of the day. From 1989 to 2016, NZS5258 Distribution Networks provided recommended minimum standards for design, fabrication, installation, inspection, testing, operation and maintenance of gas distribution systems where the maximum working pressure did not exceed 2000kPa.

Presently the AS/NZS4645 set of Standards covers the design, construction, operation, maintenance and decommissioning of gas distribution networks and provides performance based framework for their management to ensure that deliverability and integrity are able to be maintained.

In particular wall thickness and depth of cover are key elements of the design to ensure these safety requirements are met. Where appropriate the requirements for wall thickness and depth of cover are increased above the minimum to provide extra protection. All buried intermediate pressure steel systems are designed to be protected from corrosion by cathodic protection.

For mains and services designed in accordance with the requirements for Plastic systems only polyethylene material is used.

Services to individual consumers are designed in accordance with the AS/NZS4645 which includes requirements to minimise the risk of escaping gas entering any buildings. The mains and services requirements are consistent with Section 4.8 of AS/NZS 4645.

5.12 Materials and components

Materials and components used in the construction and maintenance of the network assets are purchased, stored, handled and delivered in accordance with agreed specifications and procedures to ensure that they are suitable for the intended operating environment and life cycle.

Materials are purchased in accordance with GasNet's Technical Specifications for Materials and Equipment. The specifications contained within this document generally comply with Standards equivalent to or listed in either AS/NZS 4645.2 or AS/NZS 4645.3 as appropriate.



Document No: GNZ-012	Document Name: Asset Management Plan (AMP)	Effective from: 1 July 2022	Version: 11.0
Responsible Manager: General Manager		Approved by Directors: 30 June 2022	Page 47 of 103

6.0 SERVICE LEVELS

6.1 Key Performance Indicators (KPI's)

GasNet has actively collected a range of performance statistics for many years, some of which having been reported under previous disclosures.

For consistency all tables cover the eleven years up until 30 June 2021 but a number of the earlier datasets include both Network and GMS data, a legacy of the Company's previous reporting requirements and the requirements under the now superseded Gas Information Disclosure Regulations 1997.

Network performance for previous years, for both planned and unplanned outages, are shown in the following graphs. The key indicators used are those now required under the IDD and include:

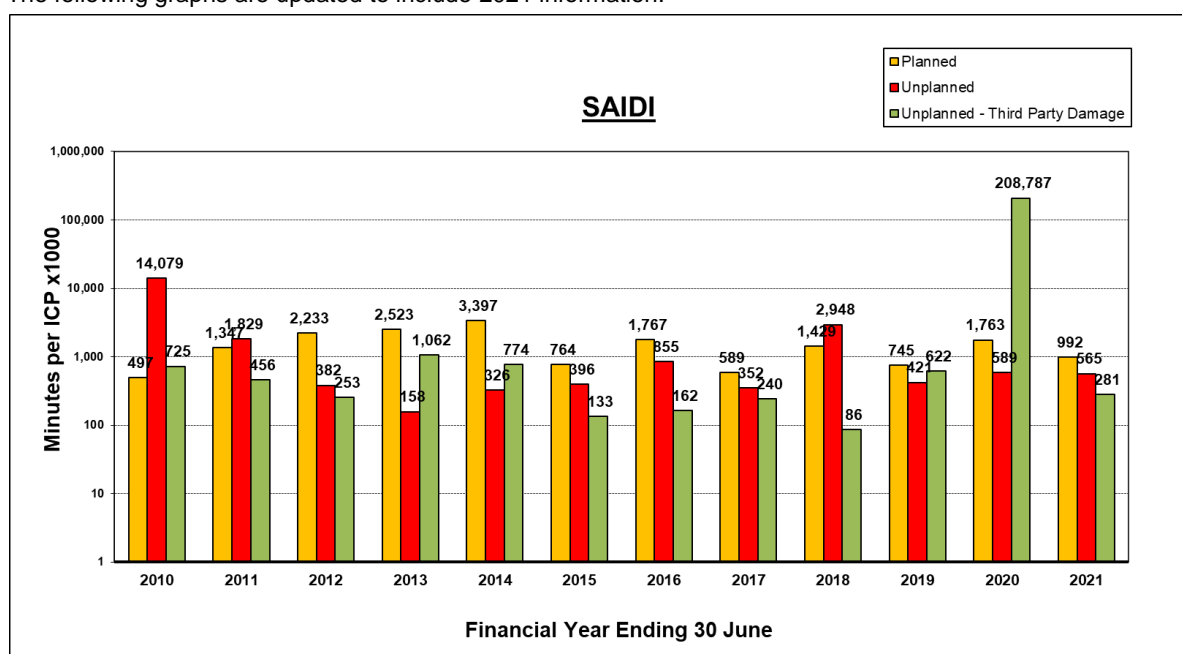
- System Average Interruption Duration Index (SAIDI) in minutes per ICP (connections) x 1000;
- System Average Interruption Frequency Index (SAIFI) in outages per ICP (connections) x1000;
- Customer Average Interruption Duration Index (CAIDI) in minutes per outage.

The data shown applies only to outages caused by unplanned or planned outages on GasNet's network and does not include outages caused by the Transmission Company or other upstream parties.

Apart from small changes due to rounding the CAIDI disclosures are not affected as the errors effectively cancel out, given that CAIDI = SAIDI/SAIFI.

Further information on these errors and the corrected disclosure schedules can be downloaded from www.gasnet.co.nz/gasnet-disclosures

The following graphs are updated to include 2021 information.



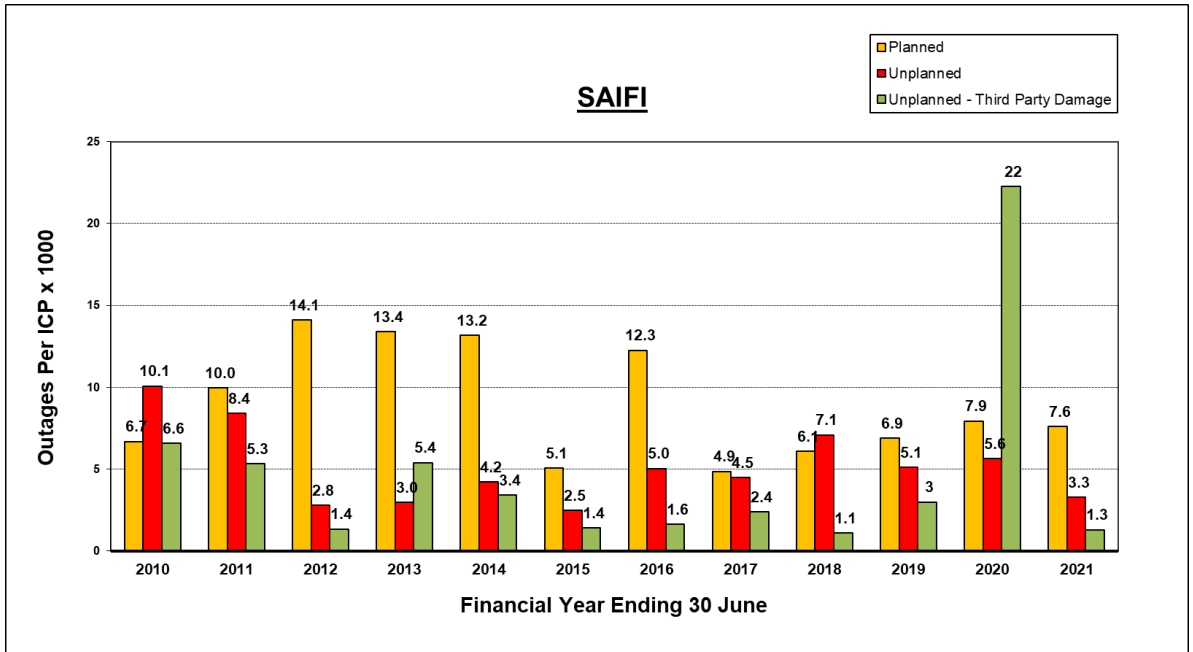
Please note that due to the large number and duration of supply interruptions as a result of the Water Ingress incident in February 2020, the scale of Minutes per ICPx1000 has been changed to a logarithmic equivalent in order to show all information. Absolute values for each data bar have been added for clarity.

SAIDI is the measure of how long the average consumer has been without their gas supply during a particular year x 1000.

During February 2020 the Company's low pressure network suffered damage when a high pressure water main burst and ruptured a low pressure gas main, flooding approximately 9 kilometres of gas mains and 283 gas service pipes with water. The significant number of properties involved and the extended period of time taken to remove the water from the pipes and restore supplies has adversely effected SAIDI in this Plan.

Planned interruptions will increase in the 2022/23 planning period due to the proposed increase in mains condition renewal work with the associated changeover of customer service pipes onto new mains. This will adversely impact SAIDI in further updates of this Plan

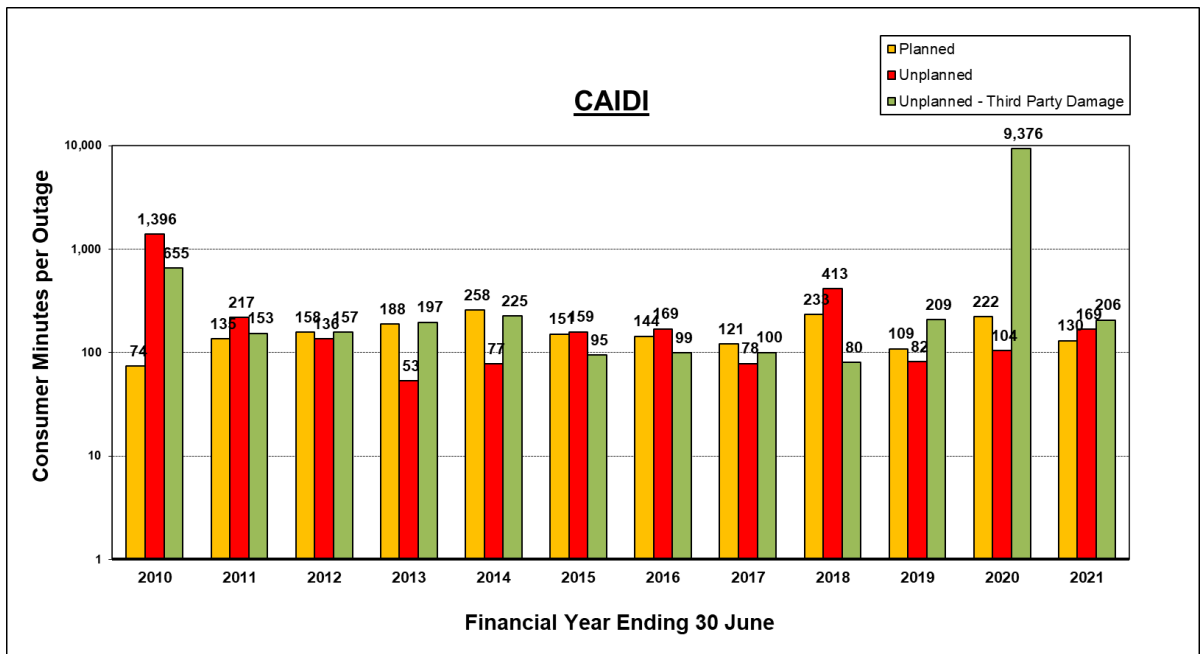
Document No: GNZ-012	Document Name: Asset Management Plan (AMP)	Effective from: 1 July 2022	Version: 11.0
Responsible Manager: General Manager		Approved by Directors: 30 June 2022	Page 48 of 103



SAIFI is the measure of the number of times a consumer will experience an interruption to their gas supply during a particular year (x1000).

During February 2020 the Company's low pressure network suffered damage when a high pressure water main burst and ruptured a low pressure gas main flooding approximately 9 kilometres of gas mains and 283 gas service pipes with water. The significant number of properties involved has impacted adversely on SAIFI in this Plan.

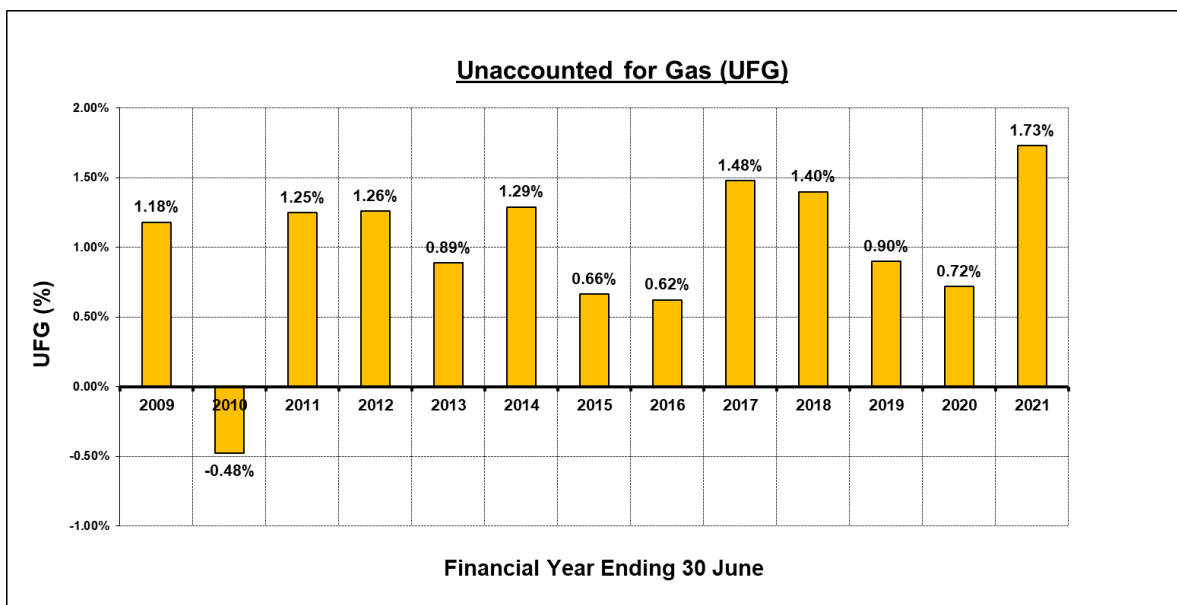
Planned interruptions will generally increase from the 2022/23 planning period due to the proposed increase in mains condition renewal work with the associated changeover of customer service pipes onto new mains. This will adversely impact SAIFI in further updates of this Plan



Please note that due to the large number and duration of supply interruptions as a result of the Water Ingress incident in February 2020, the scale of Minutes per Outage has been changed to a logarithmic equivalent in order to show all information. Absolute values for each data bar have been added for clarity.

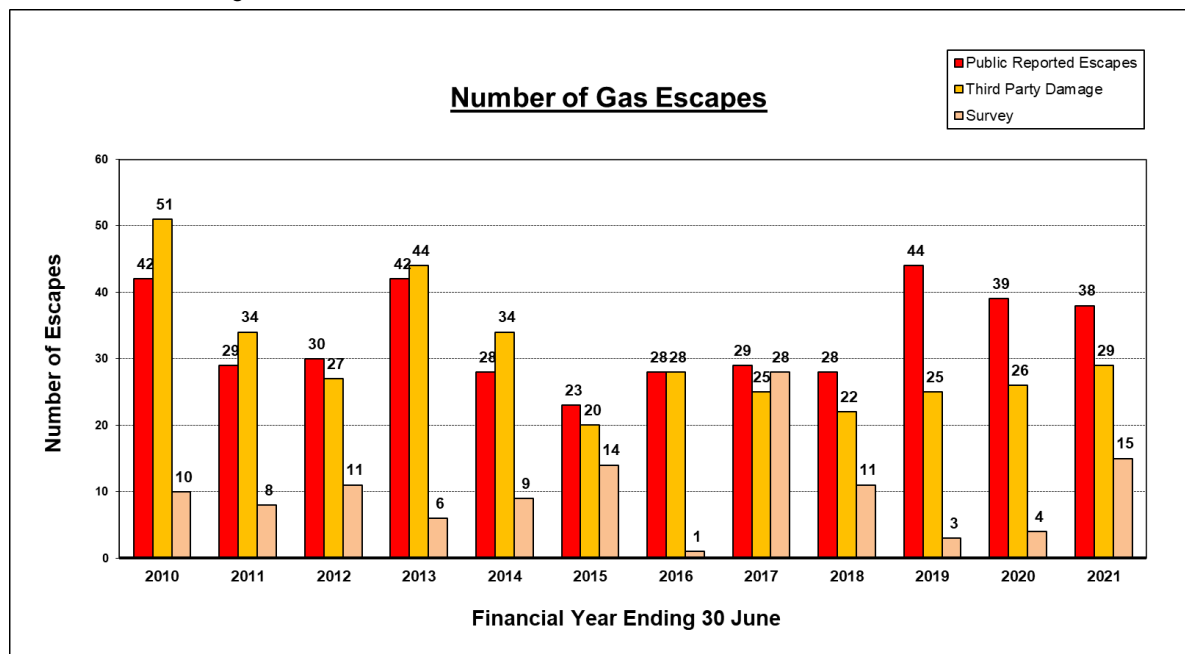
CAIDI is the measure of how long an interruption to the gas supply lasted on average during a particular year.

Document No: GNZ-012	Document Name: Asset Management Plan (AMP)	Effective from: 1 July 2022	Version: 11.0
Responsible Manager: General Manager	Approved by Directors: 30 June 2022	Page 49 of 103	



Unaccounted for Gas, or UFG, is the difference between the total volume of gas entering the system at the Sales Gates less the total volume of gas exiting the network i.e. sum of the gas entering the meter at the Gas Measurement System installed on consumers' properties.

There are many factors that can effect UFG and whilst losses will occur as the gas is transported through the network (Technical Losses), there are a number of other non-network factors than can create adverse UFG quantities e.g. accuracy of the meter in the GMS, or the fact that retailers are required to estimate monthly sales to consumers due to the cyclic nature of meter readings. The value of UFG as a measure of network performance should not be undervalued but considered alongside other measures such as the number of gas escapes as shown in the following table.



The number of gas escapes found by Survey methods increased in 2012/2013 from previous years due to a change in the leakage survey procedures. Prior to 2013/2014 leak surveys were arranged by area, i.e. the network was divided up into similar sized areas and surveys completed on a 4-5 year cycle. In 2013/2014 the leak survey procedures were changed to include a specific survey of all low pressure metallic pipes in Whanganui. This survey targets assets that are at a higher risk of leakage.

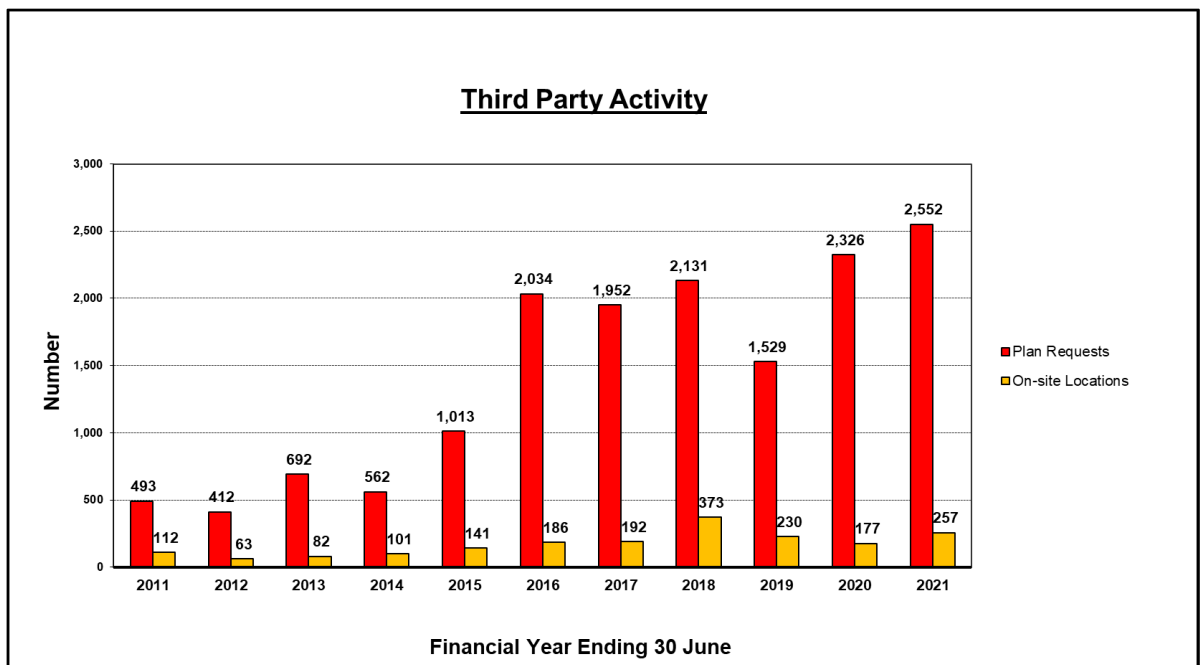
Document No: GNZ-012	Document Name: Asset Management Plan (AMP)	Effective from: 1 July 2022	Version: 11.0
Responsible Manager: General Manager		Approved by Directors: 30 June 2022	Page 50 of 103

Third party is the term used to refer to people and organisations, outside of GasNet. In most instances third parties are contractors installing and maintaining other utilities' assets, but it does include home and property owners.

For the last two decades up until 2011 Whanganui had seen unprecedented activity within the road corridor as the Whanganui District Council undertook separation of its stormwater and wastewater systems. Requiring major excavations in most of the Whanganui streets the increase in activity inevitably resulted in an increase in enquiries about and damage to GasNet's buried pipes. Ironically just as the project completed around 2011, the government's fast-tracked Ultra-Fast Broadband project commenced with target completion planned within five years. Upon completion of the core UFF infrastructure in 2015 the connection of customers commenced bringing with it a significant amount of third party contractor works within customer properties. The marked increase in plan requests is largely due to this connection work.

The number of third party damage incidents have been steadily declining despite the increasing activity in the road corridor and in public property. This is thought to be attributable in part to the following in initiatives;

- Good relations with Contractors.
- Improvements in accuracy of company asset plans.
- Automated plan issue.
- Fast response to contractors queries on site
- Membership of established plans request service
- Most Contractors are well established in Whanganui and understand the process.



In June 2014 GasNet joined the beforeUdig service, which enables anyone undertaking excavation works to obtain information on the location of underground pipes and cables in and around any proposed dig site, helping to protect themselves and assets during these works. It provides a 'one stop shop' for contractors to communicate their planned activities with utilities and asset owners by providing a single point of request for information as to where underground assets are located.

Subsequently GasNet subscribed to Ticket Access DP in December 2016 to provide a fully automated plan issue service to parties requesting GasNet plans via the beforeUdig service. The system provides the party with a plan or set of plans covering the area requested almost instantly at any time of the day or night.

A program has been initiated to improve records of gas service pipe locations identified as requiring further information. The 5 year program will capture the additional location information of around 600 service pipes (approximately 45% completed).

The 2018 data indicates that parties are requesting more on site Locations per plan request than previously.

GasNet plans have a good level of detail and accuracy and in most cases are the best information that can be provided. Feedback from Contractors requesting on site Locations from GasNet has suggested that Contractors may be using the Location service as a means to shortcut good excavation practices.

Document No: GNZ-012	Document Name: Asset Management Plan (AMP)	Effective from: 1 July 2022	Version: 11.0
Responsible Manager: General Manager		Approved by Directors: 30 June 2022	Page 51 of 103

It is planned to review the provision of a Location service to understand the safety and legal risks associated with the practice.

The challenge for GasNet over the next few years will be to minimise the damage to its network which can only be achieved by working closely with the contractors and taking the appropriate corrective actions when adverse events occur.

6.2 Quality of Supply

Currently GasNet has the following project under consideration:

Project or programme	Description
Low pressure network pressure uprating	Network pressure up-rating involving raising the Whanganui low pressure network pressure from 2 to 5 kPag to enhance the quality of supply at the ICP which allows the consumer additional choice of appliances as many new appliances require 2.5 kPag With the development of Synergi models of the Whanganui low pressure network completed further analysis can be undertaken to determine if uprating the low pressure network is the most cost effective and beneficial solution to providing additional capacity to the network and providing elevated pressure to consumers. Further analysis, planning and risk assessment is planned for 2022/23.

6.3 Other reliability, Safety and Environment

Currently GasNet has the following projects and programmes in planning:

Project or programme	Description
District Regulator Station Isolation valve project	This safety programme involves the installation of isolation valves on all inlet and outlet pipes of each District Regulator Station. The valves are installed at a distance from the DRS so they can be safely operated in the event of a major leak or fire at the installation.

Document No: GNZ-012	Document Name: Asset Management Plan (AMP)	Effective from: 1 July 2022	Version: 11.0
Responsible Manager: General Manager		Approved by Directors: 30 June 2022	Page 52 of 103

7.0 NETWORK DEVELOPMENT PLANNING

7.1 General

The network systems are developed through planning, design and construction phases to eliminate or reduce to as low as reasonably practicable all hazards and risks identified in the hazard identification and control process, and to meet functional requirements. Functional requirements include the provision of an integrated supply system capable of meeting consumer demands at all times, as forecast by gas retailers, taking into account safety, operating conditions, and the environment to which the system is exposed.

7.2 Network Resilience in a Low-Carbon Economy

GasNet recognises that the ever increasing focus on climate change and the drive to a low carbon future brings both increased risk and opportunity to its long term investment in its natural gas infrastructure.

Whilst GasNet remains committed to promoting the benefits that natural gas provides as a transitional fuel to a low carbon future, it also recognises that the long-term efficiency and viability of its infrastructure will be dependent upon the extent to which consumers continue to use gas and the availability of gas to supply them.

The recent First Emissions Reduction Plan (ERP) published by the Government sets out the policies and strategies to meet the emissions budget and net zero emissions 2050 target. The focus areas cited in the plan is to manage and use the energy efficiently, upgrade the electrical infrastructure to meet the future needs and develop a plan to shift towards low emission fuels.

The gas demand remains an essential source of energy for many businesses and homes and will take a long period of time to shift towards lower emission alternatives. Until natural gas is no longer needed or decline in the gas demand which is unclear at this point, investment in gas pipeline network will continue to assure that reliable and safe natural gas is delivered to the consumers.

In May 2021, Firstgas Group announced a plan for decarbonisation of its gas pipeline network in New Zealand. Hydrogen will be blended into the North Island natural gas network from 2030, with conversion to a 100 per cent hydrogen grid by 2050. This will be supported by biogas and bioLPG to offer emissions reductions for all gas users.

Initially the gas industry plans to undertake a programme of hydrogen trial work. This work will establish the safety and other requirements for converting the gas distribution and transmission networks to a blend of hydrogen and up to 100% hydrogen. It will be undertaken over a number of years. As the findings of the work will apply across all networks and of mutual benefit to all Gas Network Operators.

7.3 System Growth

Asset Type	Commentary
INTERMEDIATE PRESSURE	
Main pipe	No growth forecast.
Service pipe	Little or no growth forecast.
Stations	No growth forecast.
Line valve	No growth forecast.
Special crossings	No growth forecast.
MEDIUM PRESSURE	
Main pipe	There has been an increased level of residential housing development over the past three years with projects in Bulls, Marton and Whanganui. Developers are encouraged by GasNet Policy to promote reticulation of new residential developments, with most new developments fully reticulated. With a number of new larger developments already reticulated with gas and ready for construction further residential development activity may slow over the next 2 years thus a lull in growth of medium pressure network may be expected. Medium pressure network reinforcement activities may account for a small growth.
Service pipe	Number of new services is expected to remain stable due to increasing consumer demand for gas instant hot water offset by a reducing demand on space heating due to alternatives, in particular heat pumps.
Stations	The number of assets are not planned to increase but modifications to existing Stations is planned to incorporate network metering equipment.
Line valve	Some increased level of growth may be expected if strategic medium pressure reinforcement projects proceed.
Special crossings	Nothing planned

Document No: GNZ-012	Document Name: Asset Management Plan (AMP)	Effective from: 1 July 2022	Version: 11.0
Responsible Manager: General Manager		Approved by Directors: 30 June 2022	Page 53 of 103

LOW PRESSURE

Main pipe	There has been an increased level of residential housing development in the past two years. The high level of existing urban reticulation limits the potential for growth. New residential developments under construction at present in Whanganui are to be supplied by medium pressure networks, resulting in minimal growth on the low pressure network.
Service pipe	Growth to remain stable with new connections to the existing low pressure network for consumers switching to gas to gain benefits from gas instant hot water being offset by a reducing demand on space heating due to alternatives, in particular heat pumps.
Line valve	Some growth with the planned sectionalisation of the low and medium pressure networks for emergency network management.
Special crossings	Nothing planned

OTHER ASSETS

Monitoring and control systems	Additional pressure and flow monitoring devices are planned for installation in 2022/23. These will assist in the validation of network models identifying present or future capacity constraints and to enhance the network pressure alarm system.
Cathodic protection systems	Nothing planned
Other assets (other than above)	Nothing planned

7.4 Identified Material Network Development Programmes

7.4.1 Network

Currently GasNet has the following network programmes in place:

Programme	Description
Subdivisions	GasNet has for a number of years worked collaboratively with those driving development of new subdivisions (or further stages of existing ones) to provide natural gas reticulation to potential end-users.
Gonville-Springvale Strategic MP link	High residential gas loads on the Springvale low pressure system have resulted in the pressure fluctuations on the medium pressure system that supplies the Springvale DRS. Planning is in progress for construction of a strategic link main from the Abbot Street DRS in Gonville to Springvale and modifications to the DRS to reinforce gas supply to the Springvale area. The proposed main will be laid in stages as construction of new residential developments in the area proceed. The main would bring medium pressure into the centre of the large residential development providing for elevated pressure to be supplied to consumers who would otherwise be connected to the existing low pressure network.
Aramoho MP – Whanganui MP Network link	The medium pressure network in the Aramoho suburb of Whanganui is supplied by one District Regulator Station situated on the riverbank at Victory Place in Aramoho. The network is not interconnected to the Whanganui medium pressure network therefore it does not have security of supply in the event of pipeline incident or failure of DRS. Planning is underway to interconnect these networks providing greater resilience to the Aramoho MP network.

7.4.2 Non-network

Project	Description
Asset Management Systems development	In 2021/2022, Stage 1 of the Asset Management software Univerus Assets implementation was completed so that details of network assets are now held in this database providing data to the Geographical Information System, QuantumGIS. In the 2022/2023 year, it is planned to progress Stage 2 of the project whereby rating assessments around Condition, Performance, Criticality, Accuracy, and Risk associated with each of the assets, will

Document No: GNZ-012	Document Name: Asset Management Plan (AMP)	Effective from: 1 July 2022	Version: 11.0
Responsible Manager: General Manager		Approved by Directors: 30 June 2022	Page 54 of 103

	be assigned which will allow more informed decisions around maintenance scheduling and the timely replacement of assets to be made.
--	---

7.5 Identified Material Network Development Projects

7.5.1 Network

Currently GasNet has the following network projects in place:

Project	Description
Network Analysis - DRS monitoring project	Installation of equipment at DRS to enable measurement of flow. The equipment will interface into existing telemetry equipment installed at DRS to log and transmit the data to a central computer. The measurement, collection and subsequent analysis of this data will assist future network design, provide utilisation information and aid emergency planning. The project may involve significant modification to DRS installation to fit the new measurement equipment.
Network Analysis – Evaluation Tool	<p>Following the evaluation and subsequent purchase of proprietary Synergi Gas network analysis software in late 2014, the implementation process commenced with manipulation of the GIS data, the primary data source for the model. At the same time that this work was being undertaken GasNet used the application for design of networks within residential developments in Whanganui and extensively for design of the Papamoa, Bay of Plenty network in 2016.</p> <p>In 2017-18 the network modelling was refined and finalised, with basic modelling of the Flockhouse, Waitotara, and Bulls networks completed. A review undertaken in 2018 by the software supplier DNV GL Software Consulting concluded that "Based on the settings shown the model converts with no issues and will run a steady state with no errors. The data in the model is all feasible" and "In summary, this model has been configured and converted correctly".</p> <p>Development work continued with the Marton network model completed in 2019 and the Whanganui Network base model completed in June 2020.</p> <p>Further work planned for 2021 to 2023 includes;</p> <ul style="list-style-type: none"> - Generation of templates for the various Regulating Station configurations; - Verification of Synergi modelling by collecting real time data from the network for comparison; - Inclusion of real time data from TOU devices. - General development and continual improvement of all of GasNet's networks models.
Network Analysis – Evaluation Tool (continued)	

7.5.2 Non-network

Currently GasNet has no non-network projects in place.

Document No: GNZ-012	Document Name: Asset Management Plan (AMP)	Effective from: 1 July 2022	Version: 11.0
Responsible Manager: General Manager		Approved by Directors: 30 June 2022	Page 55 of 103

8.0 LIFECYCLE ASSET MANAGEMENT PLANNING (MAINTENANCE AND RENEWAL)

8.1 General

The Networks are operated to safely manage the risks identified in the hazard identification, risk assessment and control process and to meet functional requirements. The functional requirements include the provision of an integrated supply system capable of meeting consumer demands at all times as forecast by gas retailers and responding to emergency situations as and when they arise. All system operational activities are carried out in accordance with the GasNet's Safety and Operating Plan.

8.2 Asset Replacement and Renewal

Asset Type	Commentary
INTERMEDIATE PRESSURE SYSTEM	
Main pipe	Nothing planned
Service pipe	Nothing planned
Stations	Some existing station equipment has become obsolete or in other cases replacement parts are becoming uneconomic to procure, requiring replacement with a modern equivalent. One Station is planned for equipment upgrade in the 2022-23 year and plans are being developed for upgrade of others
Line valve	Many valves are not accessible from the surface of the ground and require excavation. Valves identified as strategic to have chambers (risers and lids) installed to enable easy access. There are a few valves installed above ground, which although very robust tend to seize up over time due to both the environmental conditions and the drying nature of gas. It is proposed to replace three such valves in 2022/23 at the Whanganui Sales Gate installation with modern equivalent ball valves.
Special crossings	Nothing planned
MEDIUM PRESSURE SYSTEM	
Main pipe	These networks are predominately constructed of polyethylene material. Analysis work is planned to identify risks associated with the operation of polyethylene pipe based on polymer type, age, operating pressure and operational damage to determine the safe life remaining.
Service pipe	A programme commenced in 2018/19 involving inspection of service riser pipes that do not have meters installed. The inspection is primarily intended to confirm integrity of these assets but will also provide for asset information collection. It is planned to complete the survey over a 5 year period with all service risers inspected by 30 June 2023.
Stations	Some existing station equipment has become obsolete or in other cases replacement parts are becoming uneconomic to procure, requiring replacement with a modern equivalent. A programme will be developed to upgrade these Stations.
Line valve	Nothing planned
Special crossings	<p>Pipelines crossing rivers and streams are typically attached to bridges and other structures suspended over the water. The access to these pipes to inspect and/or maintain them is difficult, often requiring specialist personnel and equipment. There are pipeline crossings over the Whanganui River at three of the city bridges.</p> <p>Maintenance work on the Dublin Street Bridge crossing in the 2021-22 year involved replacement of all bracket rollers and fastenings and the replacement of 70 metres of the steel crossing. Further and ongoing coating maintenance of the existing crossing will be sufficient to maintain the balance of the pipeline.</p> <p>The Aramoho Rail Bridge crossing has been identified as requiring maintenance work. Plans are in progress to complete the work involving bracket replacement and minor casing corrosion repairs in conjunction with Whanganui District Council walkway widening work planned for 2022-24.</p>

Document No: GNZ-012	Document Name: Asset Management Plan (AMP)	Effective from: 1 July 2022	Version: 11.0
Responsible Manager: General Manager		Approved by Directors: 30 June 2022	Page 56 of 103

LOW PRESSURE SYSTEM	
Main pipe	Older pre natural gas metallic LP mains are replaced with modern polyethylene materials. The replacement of the metallic LP mains is prioritised on past and existing leakage patterns and involves all metal types. The strategy for replacement of pre natural gas low pressure metallic pipes is to be fully documented as discussed in other sections of this AMP but the Company's 2021/22 Annual Plan has provided for an increase in the rate of replacement.
Service pipe	<p>Metallic services are replaced by polyethylene when the main is replaced. Forecast increasing number of older metallic service replacement on the basis of risk identified. Service pipes located under buildings are high priority for relocation and are replaced and/or relocated as identified.</p> <p>A programme commenced in 2018/19 involving inspection of service riser pipes that do not have meters installed. The inspection is primarily intended to confirm integrity of these assets but will also provide for asset information collection. It is planned to complete the survey over a 5 year period with all service risers inspected by 30 June 2023.</p>
Line valve	Nothing planned
Special crossings	Mechanically jointed LP metallic rail and bridge crossings have an elevated safety risk profile and are planned for replacement over the next 10 years.

OTHER ASSETS	
Monitoring and control systems	Nothing planned
Cathodic protection systems	<p>After a period of substantial utility construction work and significant coating damage causing the CP system to be compromised, our Cathodic Protection specialists recommended a Direct Current Voltage Gradient (DCVG) survey be completed on all systems.</p> <p>A survey of all cathodically protected pipelines in Whanganui and Marton was completed in 2021-22 with results indicating that a number of coating defects require repair.</p> <p>Work plans have been prepared to complete the repair of a number of these during 2022-23.</p>

8.3 Identified Material Lifecycle Asset Management Programmes

8.3.1 Network

Currently GasNet has the following network programmes in place:

Programme	Description
Replacement of LP non PE	<p>Replacement of LP non PE mains and services. The metals used in the LP network include wrought and cast irons, spiral riveted, spiral welded, Mannesmann and galvanised steels. Mains constructed of each of these materials have their own characteristics. Steel mains are likely to be in good condition provided the coating is intact and joints are sealed and the cast iron mains are generally in good condition provided the joints are sealed. The replacement of the metallic LP mains is prioritised on past and existing leakage patterns and involves all metal types.</p> <p>The strategy for replacement of pre natural gas low pressure metallic pipes is to be fully documented as discussed in other sections of this AMP but the Company's 2022/23 Annual Plan has provided for an increase in the rate of replacement.</p>
LP crossings	Review of the condition of these assets and where deemed necessary refurbish accordingly
Replacement of service valves	Various types of service valve have been installed on the network over time. Each type of service valve has characteristics that make it more or less suitable for the present duty. Some identified types of valves are replaced when other work is being conducted at the ICP. A program will be developed to identify the type of service valve installed at each ICP and a program for the replacement if required

Document No: GNZ-012	Document Name: Asset Management Plan (AMP)	Effective from: 1 July 2022	Version: 11.0
Responsible Manager: General Manager		Approved by Directors: 30 June 2022	Page 57 of 103

Riverbank erosion threats to IP assets	<p>There have been a number weather events since 1990 that have caused erosion of the river bank in areas where GasNet's pipes are located. The areas that have had most impact on the gas network are in the upper section of Somme Parade where gas pipes have either been relocated from the river side of Somme Parade to the side of the road furthest away from the river or the Whanganui District Council has completed stabilisation work to retaining the ground to secure assets.</p> <p>During 2020/21 further design and planning was completed by the company in conjunction with Engineering Consultants and a decision has been made to relocate a section of Intermediate Pressure network that is at risk of ground erosion, involving the installation of 300 metres of IP main pipe around the 'at risk' 350 metre section of main allowing it to be decommissioned.</p>
---	--

8.3.2 Non-Network

Currently GasNet has the following non-network programmes in place:

Programme	Description
Safety Management System	<p>GasNet has legislative requirements to implement and maintain a safety management system dealing with public safety and public property protection from gas distribution system related activity. This is a strategic programme involving many aspects of operations and associated safe work practices.</p>
Regulatory	<p>Following legislative changes, GasNet has implemented a number of Commerce Commission Determinations applicable to GDBs of which information disclosure is but one. This is a strategic programme involving many aspects of business practices, documentation and reporting.</p>

8.4 Identified Material Lifecycle Asset Management Projects

8.4.1 Network

Currently GasNet has the following network projects in place:

Project	Description
Implementation of Assetfinda – an Asset Management Application	<p>GasNet is currently implementing the asset management application Assetfinda, which will significantly reduce the manual work currently involved in the preparation of maintenance management, condition monitoring, and inventory, will provide tools to capture more comprehensive information to facilitate predictive modelling, and will significantly support the maturity of GasNet's asset management practices as defined by the Commerce Commission.</p>

8.4.2 Non-network

Currently GasNet has the following non-network projects in place:

Project	Description
Vehicle fleet	<p>On-going replacement of vehicle fleet – GasNet's fleet of vehicles are utilised to meet operational and capital activities across the five networks. Some vehicles are customised to enable field staff on site access to specialised equipment necessary to undertake planned works and to respond to call-out and emergency situations. The replacement of a utility vehicle is proposed.</p>

Document No: GNZ-012	Document Name: Asset Management Plan (AMP)	Effective from: 1 July 2022	Version: 11.0
Responsible Manager: General Manager		Approved by Directors: 30 June 2022	Page 58 of 103

9.0 EXPENDITURE

9.1 Management of Actual Costs

GasNet captures all of its costs, both in Opex and Capex, in its General and Job Ledgers held in its financial management system Finance One. The chart of accounts and costing systems provide for separation of Opex and Capex and are reported separately.

Costs are allocated to the appropriate General or Job Ledger at source, with timesheets for personnel, requisitions for all inventory issued from GasNet's in-house store, and invoices for goods and services received.

Where General and Job Ledger accounts relate directly to GasNet's regulated network activities these costs are mapped directly to the relevant regulatory categories. Where accounts include costs that are either shared across both the regulated and unregulated activities, or do not directly relate to either activity, these costs are allocated to the relevant regulatory categories typically by applying proxy allocators.

The actual Opex and Capex costs reported in this section and throughout this AMP are as they have been reported by GasNet and publicly disclosed on its website in accordance with the Commerce Commission Gas Distribution Information Disclosure Determination 2012 – consolidated- 3 April 2018.

9.2 Explanation of Graphs

The graphs shown within this section present actual expenditure incurred by GasNet as disclosed up to and including its latest disclosures, and forecast expenditure (in constant prices) for the current year plus the following 10 year planning period, consistent with its latest AMP disclosure schedules as shown in Appendix 2.1.

9.3 Operational Expenditure

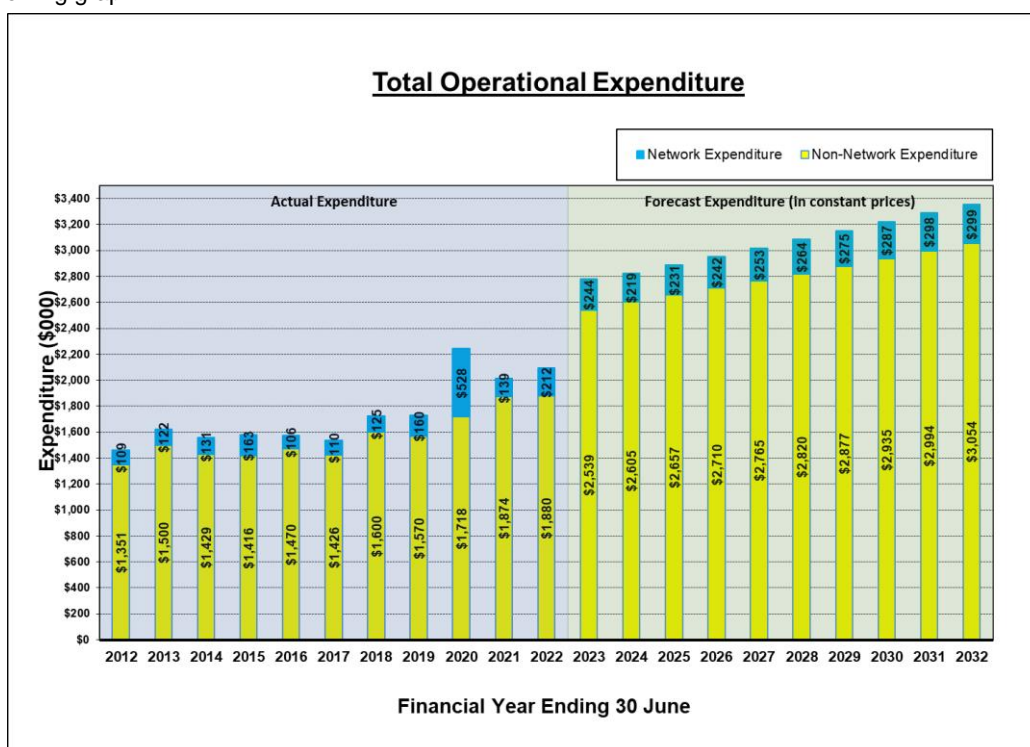
9.3.1 Total Operating Expenditure

Operational Expenditure (Opex), are those costs incurred by GasNet in the operation and maintenance of its network and are distinguished from costs related to asset creation and renewal which are Capex (see section 9.4).

Operational Expenditure is reported within the following categories and subcategories, consistent with the latest information disclosure requirements.

- Network
 - Service Interruptions, Incidents and Emergencies
 - Routine and Corrective Maintenance and Inspection
- Non-network expenditure
 - System Operations and Network Support
 - Business Support

Described and analysed in greater detail in the following sections, the total Operational Expenditure is shown in the following graph.



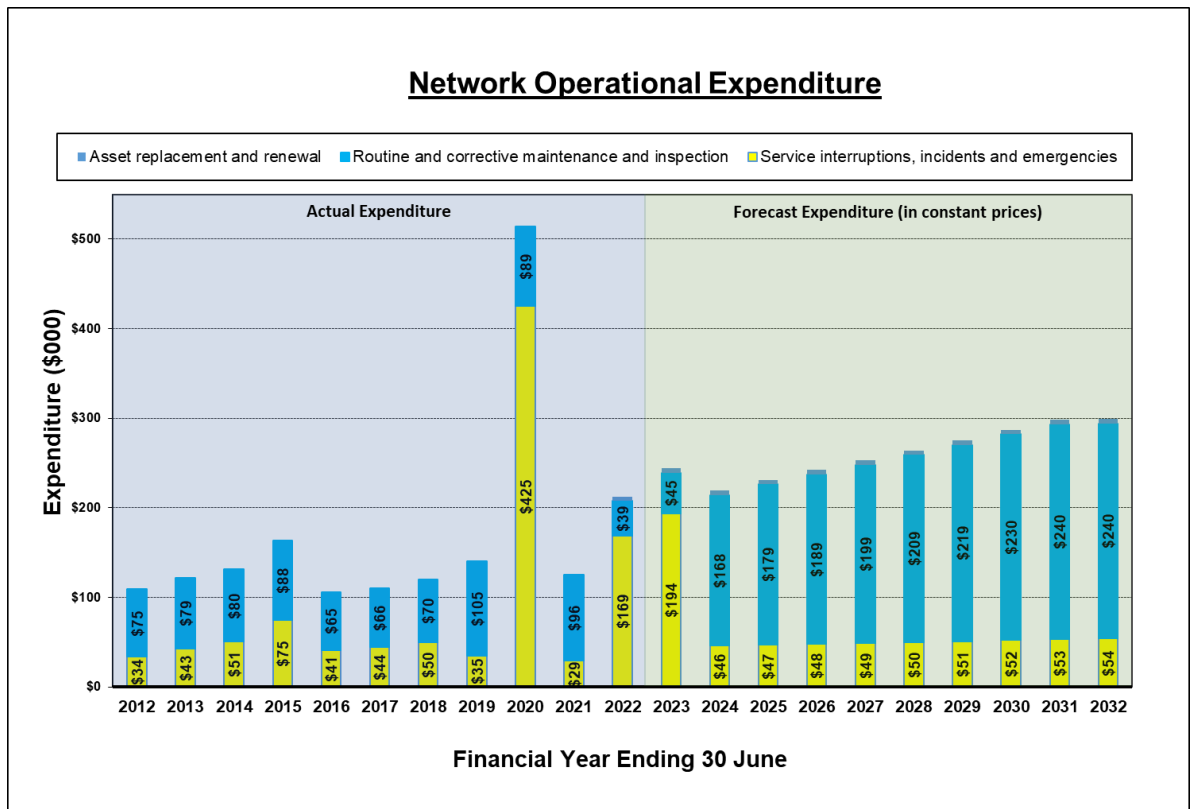
Document No: GNZ-012	Document Name: Asset Management Plan (AMP)	Effective from: 1 July 2022	Version: 11.0
Responsible Manager: General Manager	Approved by Directors: 30 June 2022	Page 59 of 103	

GasNet’s historic and forecast total expenditure is relatively uncomplicated reflecting its stable operation and cost structure and activity base. Dominated by non-network expenditure at around 93%, any material change in business activity either within GasNet’s regulated network business or its unregulated metering business could change the allocation of costs to each.

9.3.2 Network Opex

Service Interruptions, Incidents and Emergencies expenditure is attributed to unplanned events or incidents on GasNet’s networks. Although there are a range of scenarios that could apply under this category, the majority relate to the initial response, make safe and repair activities associated with unplanned leakage caused by third party interference or premature failure of a pipe or fitting.

Routine and Corrective Maintenance and Inspection expenditure relates to planned inspection, testing and maintenance activities on GasNet’s networks. Described in greater detail in section -, these activities typically cover the scheduled inspection and maintenance of GasNet’s District Regulator Stations, crossings, service valve and risers, odorant testing and leakage surveys.



With GasNet’s network operational expenditure driven by planned maintenance activities and unplanned events and incidents, it is not surprising to see variation in actual expenditure year on year. Recognising that the planned maintenance work is more predictable and therefore forecasting should be more accurate than its counterpart, the forecast expenditure reflects an expectation based on continuation of the current maintenance policies and practises, along with an estimate for those activities that are less able to be anticipated by GasNet, such as third party interference damage. As an example and as discussed in greater detail in section 6.0 of this AMP, the increase by third parties working in the road corridor is reflected in the number of location services requested, which has respectively increased the risk of damage to the network by those parties.

In February 2020 GasNet’s network suffered a significant third party damage event when a pressurised water main ruptured, damaging a polyethylene gas pipe and flooding 9km of low pressure gas mains and 339 service pipes. The works required for removal of the water and reinstatement of the low pressure network impacted significantly on network operational expenditure over the subsequent months.

It is expected that network operational expenditure will increase in the 2022-23 year due to a number of projects including;

- network condition survey programmes that have been delayed due to resource constraints are planned to resume; and
- the pipe coat survey (DCVG survey) completed in 2021 identified coating defects that will require repair work; and

Document No: GNZ-012	Document Name: Asset Management Plan (AMP)	Effective from: 1 July 2022	Version: 11.0
Responsible Manager: General Manager		Approved by Directors: 30 June 2022	Page 60 of 103

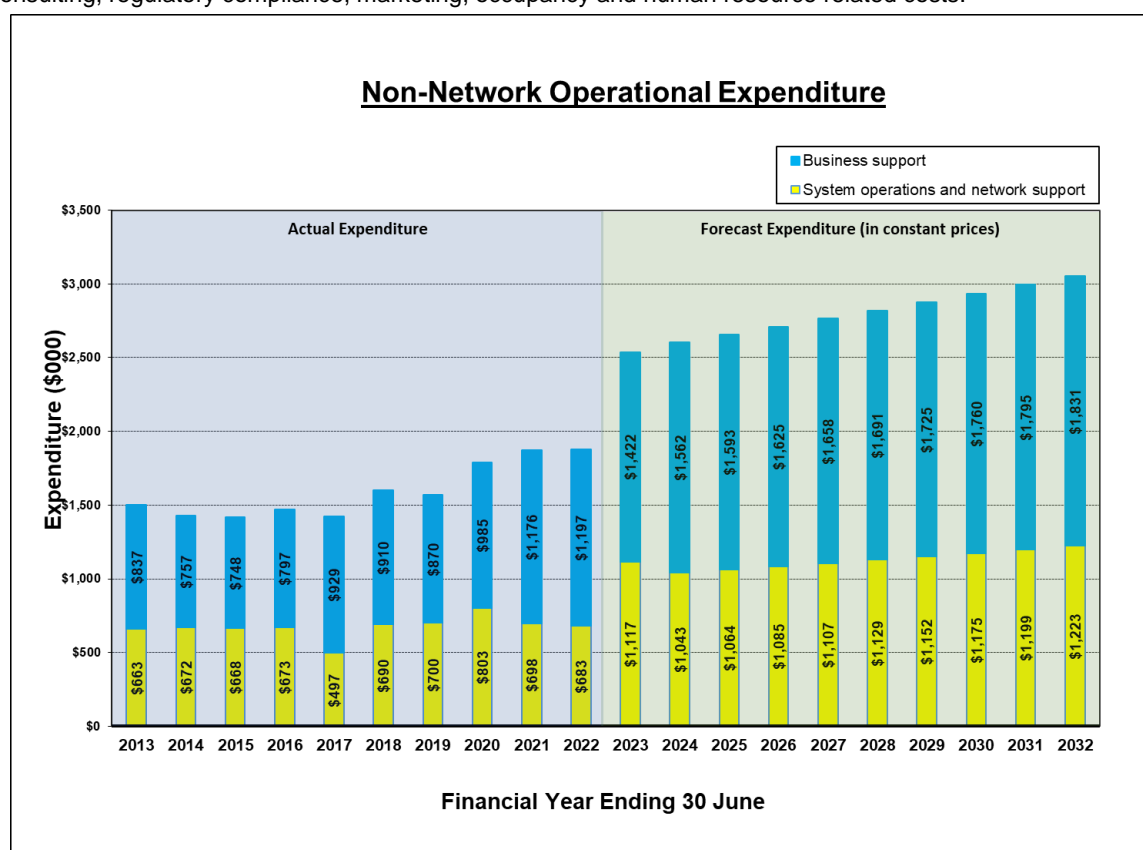
- Low pressure metallic network leakage repair plans; and
- Aramoho Rail Bridge bracket replacement and corrosion repair works planned for 2023.

The additional network operational expenditure costs related to the above events will be evident in future updates of this Plan.

9.3.3 Non-network Opex

System Operations and Network Support relates to management of the network and incorporates costs associated with the personnel, vehicle, telephony, information technology, tools and equipment calibration and location services for the three operational sections within GasNet but excluding Corporate i.e. General Management, Engineering, Asset Information Services and Finance & Administration.

Business Support relates to GasNet’s corporate activities and include corporate related costs excluded from those costs attributed to System Operations and Network Support above, as well as all Director, finance, audit, legal, consulting, regulatory compliance, marketing, occupancy and human resource related costs.



As a major contributor to GasNet’s total operational expenditure, GasNet’s non-network expenditure can be seen as the reason for the total costs being as straightforward as they are, with both historic and forecast expenditure reflecting the stable operation and costs, evidenced by the trend in historic costs for these expenditure categories.

9.4 Capital Expenditure

9.4.1 Total Capital Expenditure

Capital Expenditure (Capex) are those costs incurred by GasNet in the creation and renewal of its assets, and are distinguished from those incurred for operations and maintenance of the assets which are referred to as Opex see section 9.3.

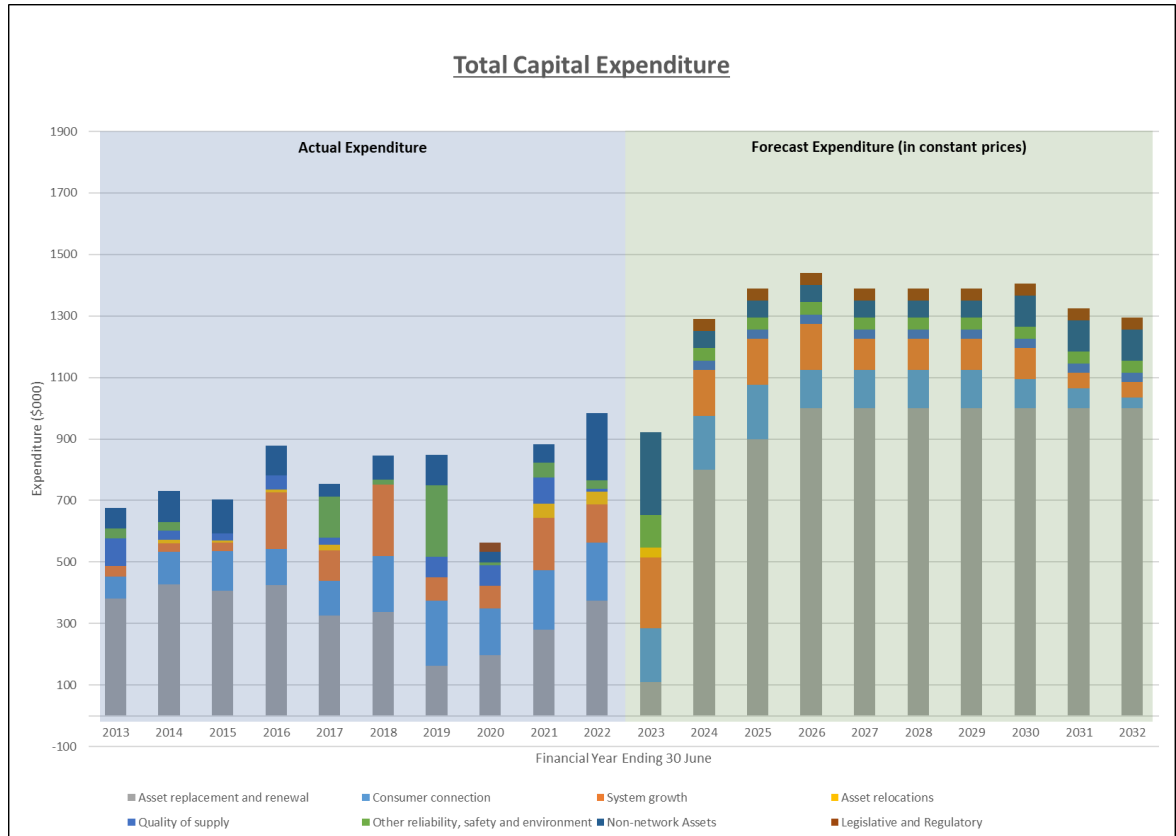
Capital Expenditure is reported within the following categories and subcategories, consistent with the latest information disclosure requirements.

- Customer Connection
- System Growth
- Asset Replacement and Renewal
- Asset Relocations

Document No: GNZ-012	Document Name: Asset Management Plan (AMP)	Effective from: 1 July 2022	Version: 11.0
Responsible Manager: General Manager		Approved by Directors: 30 June 2022	Page 61 of 103

- Reliability, Safety and Environment
 - Quality of Supply,
 - Legislative and regulatory, and
 - Other reliability, safety and environment
- Non-network Assets

Described and analysed in greater detail in the following sections, the total Operational Expenditure is shown in the following graph.



9.4.2 Customer Connection Capex

These costs relate to capital expenditure associated with the connection of new consumers to the network and comprises the cost of the service pipe, the connection to the main pipe and the riser and valve assembly at the termination point, usually the inlet of the meter installation on the consumer's property.

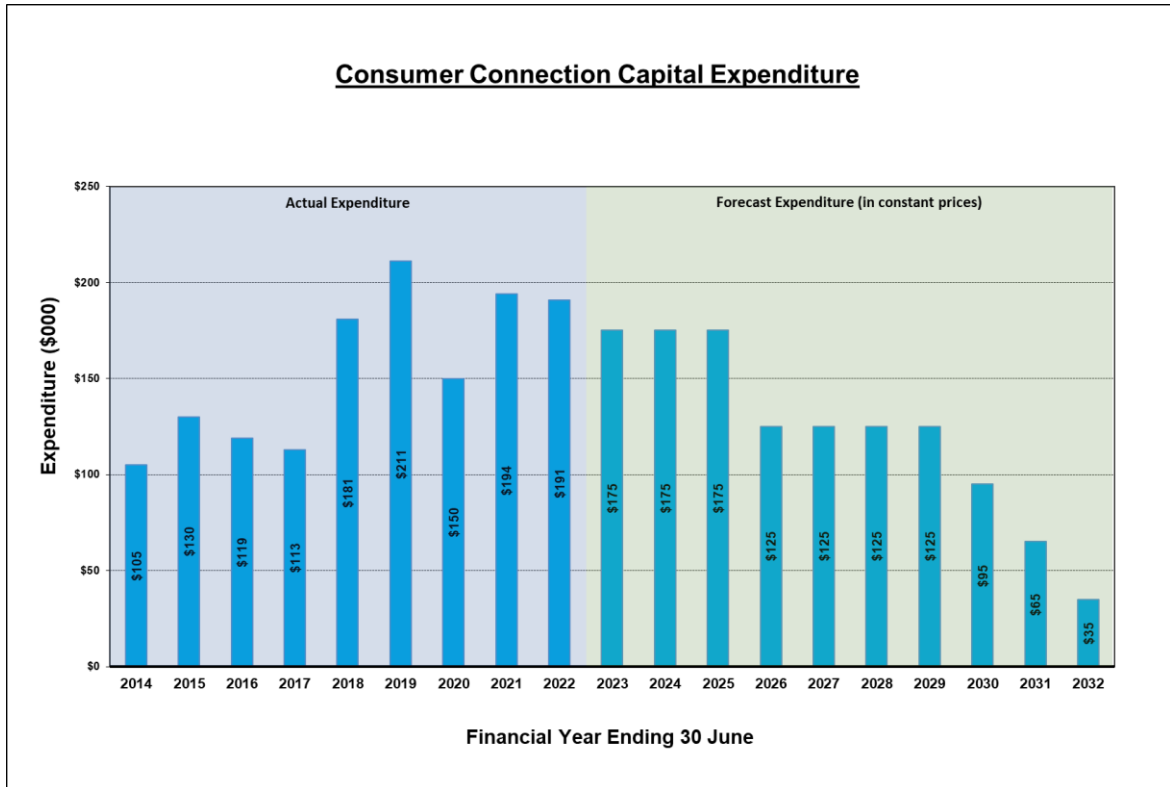
The demand for new connections is subject to many influences of which only a few are within GasNet's ability to control. Land development and the release of new residential properties has historically been very low in the areas served by GasNet's existing infrastructure, typically resulting in less than 1% annual growth in connections.

By comparison, the rate of commercial and industrial connections is much smaller and by their nature are more difficult to predict and incorporate in any long term forecast.

GasNet's forecast which is shown in the following graph is based on estimates for Residential and Commercial/Industrial consumer connections which reflect recent historic trends and known future developments.

A step increase in 2018 was due to an increase in demand for new gas connections, which continued in 2021.

Document No: GNZ-012	Document Name: Asset Management Plan (AMP)	Effective from: 1 July 2022	Version: 11.0
Responsible Manager: General Manager		Approved by Directors: 30 June 2022	Page 62 of 103



9.4.3 System Growth Capex

System Growth expenditure relates to the provision of additional capacity where there is a change in demand on GasNet’s network. This can take the form of a new mains extension or upgrade of existing assets to accommodate new consumer connections, or growth in demand on the network from existing consumers.

GasNet’s historic expenditure has been related typically to reticulation of new subdivisions although the global financial crisis in 2007/08 saw a dramatic reduction in land development in Whanganui.

The notable increase in 2017 and 2018 is due to the main extension associated with supply of gas to the Whanganui District Council’s new Waste Water Treatment Plant which uses gas for sludge drying in what is expected to be an almost 24/7 operation. At a total estimated cost of \$386,000 incurred over two consecutive financial years in 2017 and 2018, the 4km main extension of 100mm PE was commissioned in September 2017.

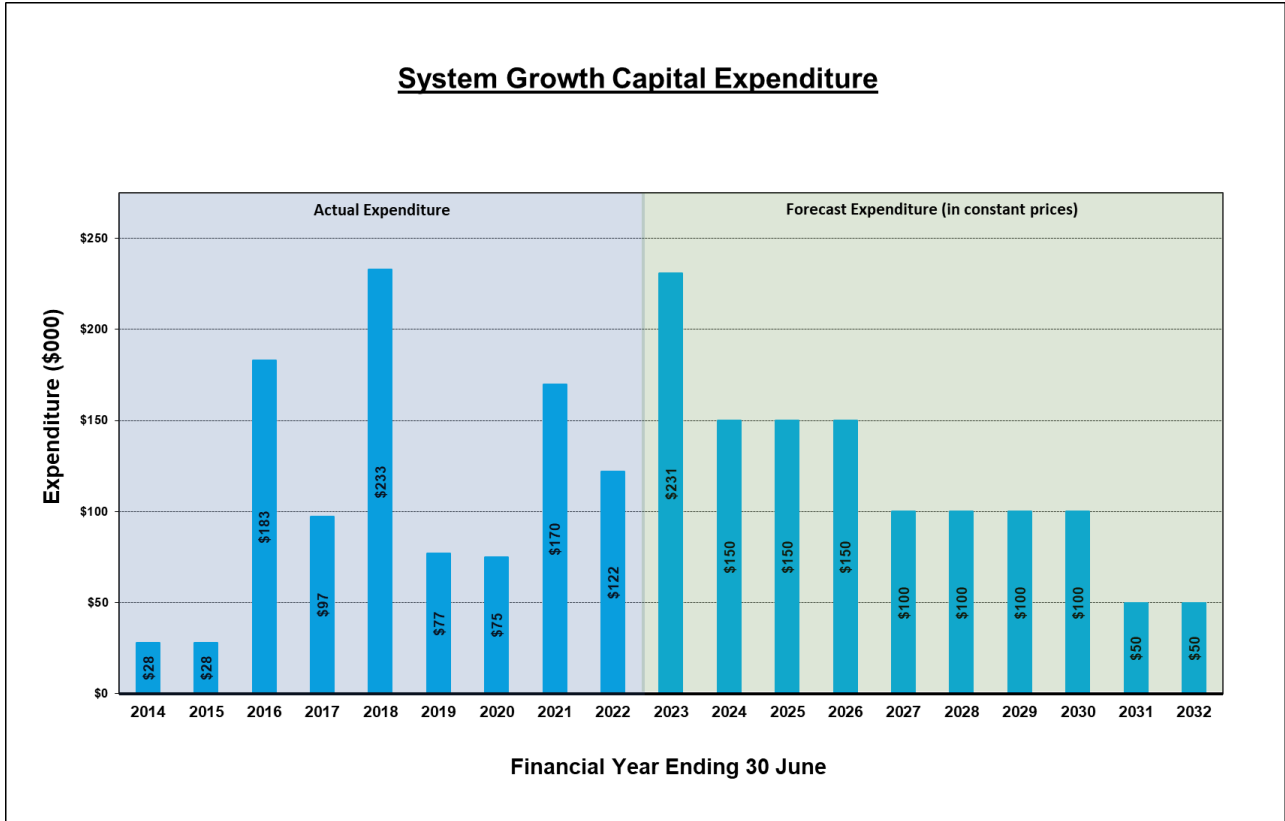
In 2019 a system reinforcement project in Hakeke Street Whanganui involved the installation of 500 metres of new Medium pressure to provide additional capacity to the Easttown Road District Regulator Station.

The increased level of new housing development in Whanganui and Marton in 2019 through into 2021 is driving an increased level of expenditure in this area as new mains are installed within the developments during construction of roads. The 2021/22 Annual Plan provides an increase in expenditure in this area due to the number and scope of additional projects including:

- Proposed construction of a new medium pressure strategic main that will link Gonville to Springvale.
- Significant residential developments in the Mosston, Otamatea areas of Whanganui are on-going and further planned development in Marton and Bulls will require further extensions of the MP networks in both areas.

Document No: GNZ-012	Document Name: Asset Management Plan (AMP)	Effective from: 1 July 2022	Version: 11.0
Responsible Manager: General Manager		Approved by Directors: 30 June 2022	Page 63 of 103

System Growth Capital Expenditure



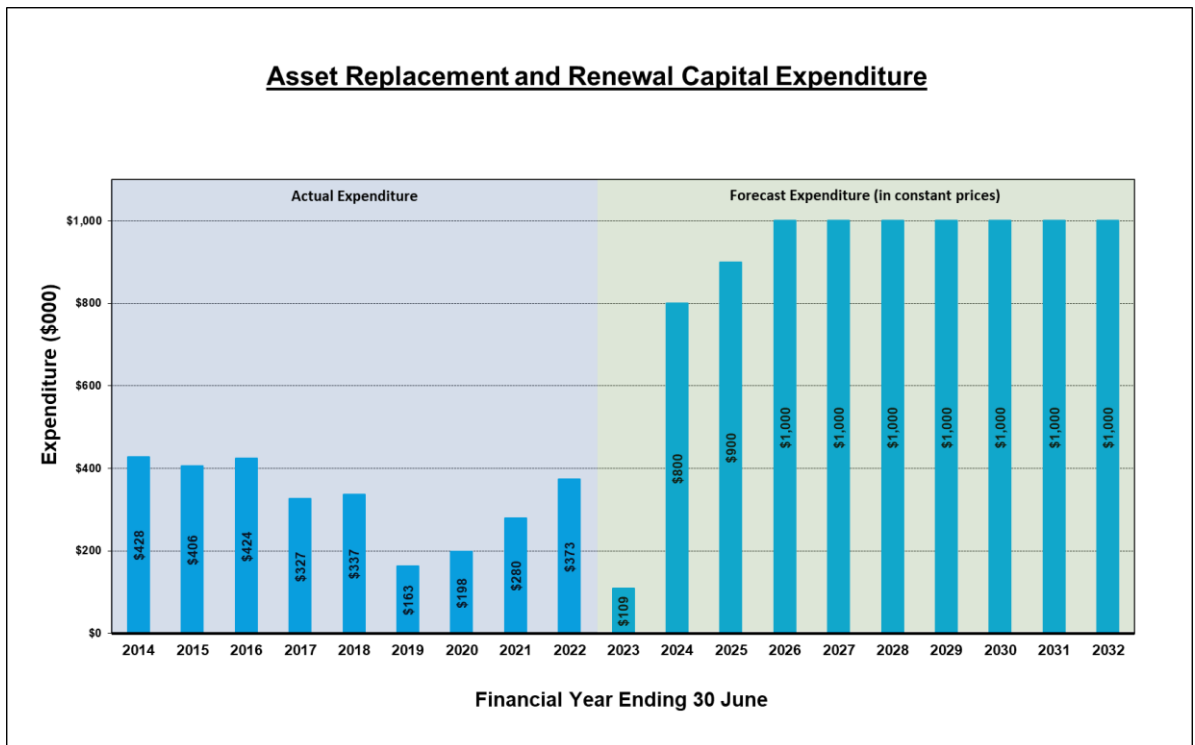
9.4.4 Asset Replacement and Renewal Capex

Asset renewal expenditure relates to the replacement of assets due to their condition, typically as they reach the end of their asset-life cycle, but also to maintain asset integrity in order to preserve security or quality of supply standards.

Although traditionally the focus has been on the replacement of GasNet’s pre-natural gas metallic low pressure pipes, other assets are replaced as required.

Described in greater detail under section 8.0, the replacement of metallic pre-natural gas low pressure assets are planned to increase and is expected to continue at a higher rate throughout the current 10 year plan and beyond. Assets will remain in service until such time as they are either identified as being in a condition where failure is highly likely or imminent, or where quality of supply is likely to be affected, such as UFG losses.

Document No: GNZ-012	Document Name: Asset Management Plan (AMP)	Effective from: 1 July 2022	Version: 11.0
Responsible Manager: General Manager		Approved by Directors: 30 June 2022	Page 64 of 103



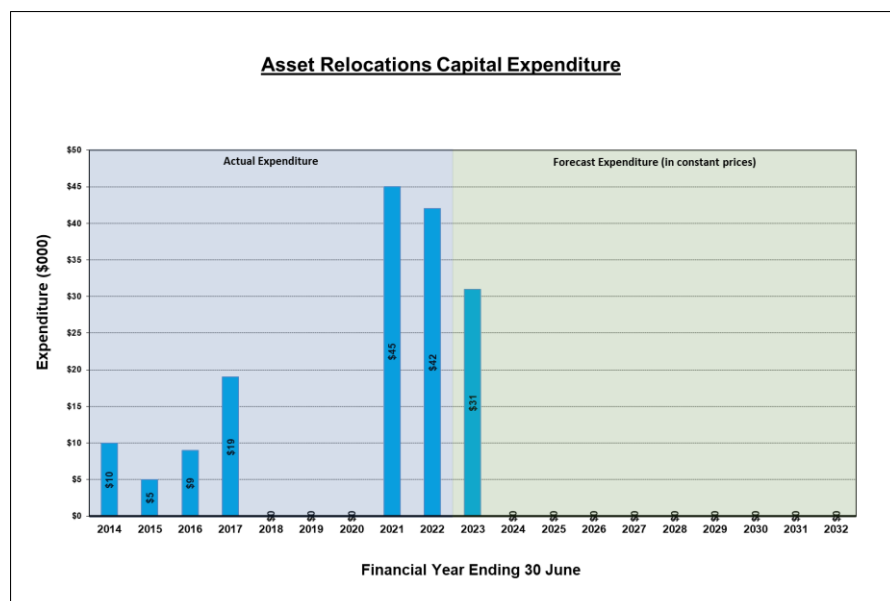
9.4.5 Asset Relocations Capex

Asset Relocations relates to third party requests for GasNet to move its assets, typically due to road reconstruction or where another utility is replacing its assets and GasNet's assets are in their way. Assets can be relocated permanently or temporarily during construction. Relocations also occur when a consumer requests relocation of the meter installation on their property, usually achieved by GasNet relocating its service riser.

Accurate forecasting of expenditure is problematic due to the short term planning and notice of works that might trigger an asset relocation request to GasNet.

The banks of the Whanganui River are often subject to erosion especially during flood events. The most recent river flood event in 2015 caused further erosion in Somme Parade in the vicinity of Aramoho Rail Bridge where ground movement due to erosion has come close to Intermediate pressure (IP) gas mains. With the advice that no ground retention or stabilisation work would be completed by the local council, GasNet is taking action.

Design and planning for the relocation of a section of the IP main commenced in 2020-21 with the route of the replacement IP main selected and proposals drawings completed and applications for land access made. It is proposed that the relocation work will be completed in the 2022-23 year.



Document No: GNZ-012	Document Name: Asset Management Plan (AMP)	Effective from: 1 July 2022	Version: 11.0
Responsible Manager: General Manager		Approved by Directors: 30 June 2022	Page 65 of 103

9.4.6 Reliability, Safety and Environment Capex

This activity brings together the following activities;

- Quality of Supply,
- Legislative and regulatory change, and
- Other reliability, safety and environment considerations

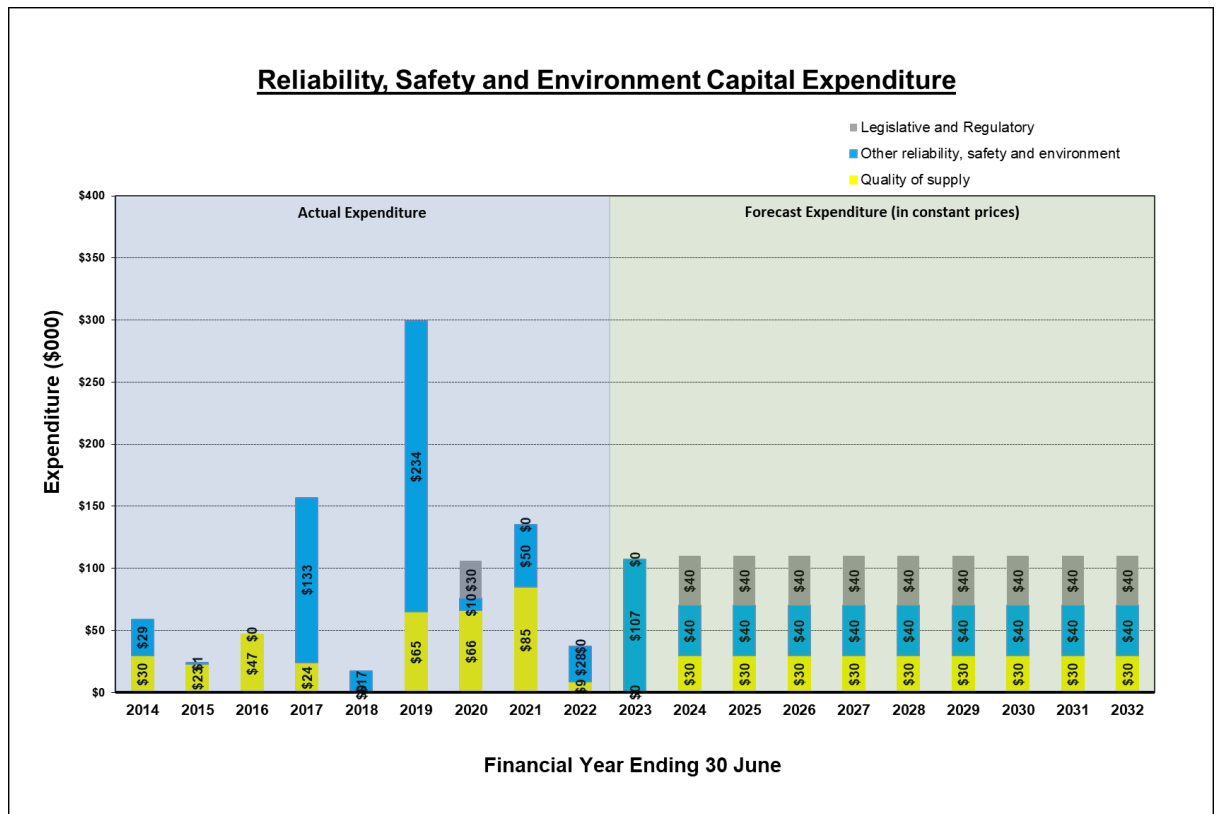
Quality of Supply relates to expenditure which might be needed to improve reliability of either the network, service standards, or security of supply.

Legislative and regulatory expenditure relates to a new regulatory or legal requirement that necessitates modification of the network assets either through creation of new or modification to existing assets. Historically this has resulted in no activity or expenditure incurred, and as no future activity has been identified the forecast reflects this.

Other reliability, safety and environment considerations relates to improvements in the safety of the network for any and all persons, or to mitigate potential or real environmental impacts of GasNet’s network assets.

Activities under this group are typically project specific and identified as such.

The medium pressure network in the Aramoho suburb of Whanganui is supplied by one District Regulator Station situated on the riverbank at Victory Place in Aramoho. The network is not interconnected to the Whanganui medium pressure network therefore it does not have security of supply in the event of pipeline incident or failure of DRS. Planning is underway to interconnect these networks providing greater resilience to the Aramoho MP network.



Commencing in 2011 GasNet introduced a plan to install isolation valves on the inlet and outlet of all of its above ground District Regulator Stations to provide quicker and easier isolation of any station in the event that access to the above ground pipework was hindered or not possible. Although the current situation does not pose an immediate risk as there are alternative means of isolating supply to each station if required, installation of remote isolation valves is considered prudent.

The historic and forecast expenditure reflects replacement each year of a manageable number of valve installations acknowledging the various issues that each installation poses, with no two stations providing the same set of circumstances.

Document No: GNZ-012	Document Name: Asset Management Plan (AMP)	Effective from: 1 July 2022	Version: 11.0
Responsible Manager: General Manager		Approved by Directors: 30 June 2022	Page 66 of 103

9.4.7 Non-network Assets Capex

Non-network assets are those assets that are not considered part of the network but that are related to the provision of network services such as vehicles, plant and equipment, office furniture and equipment, information technology and asset management systems.

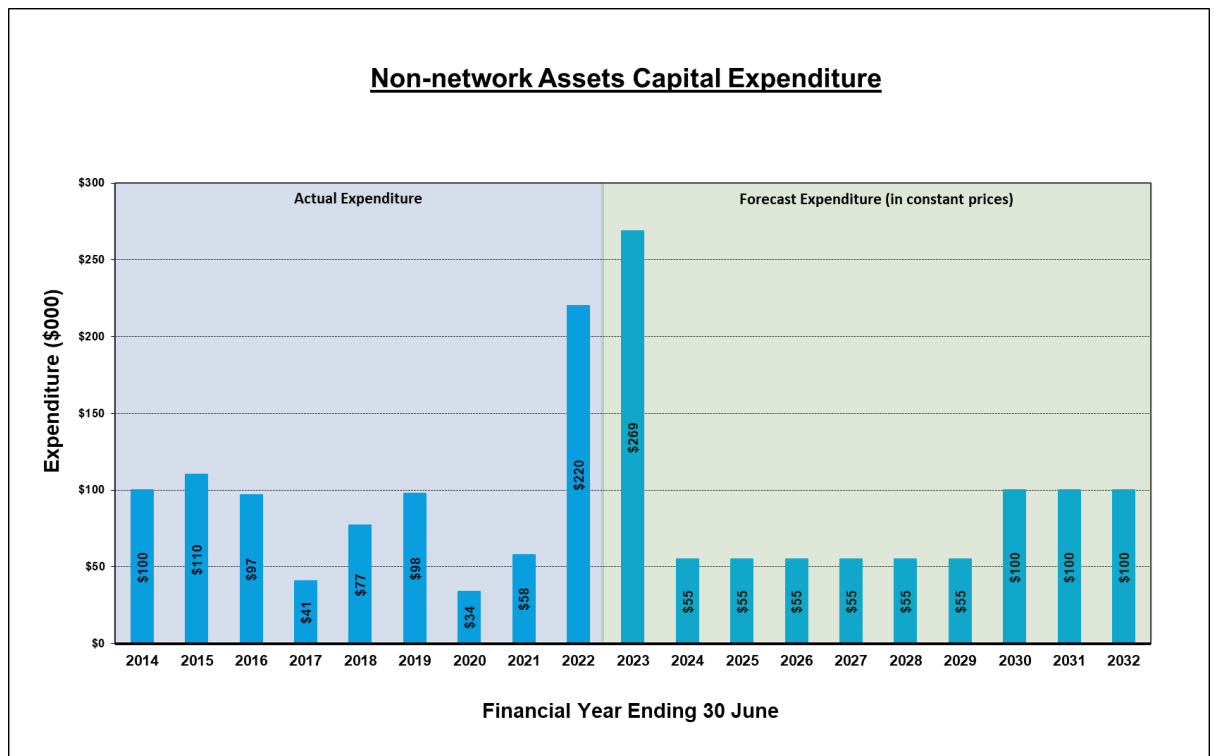
Vehicles, plant and equipment comprise slightly less than 50% of the value of GasNet’s Non-network assets in its Regulatory Asset Base (RAB) which is not surprising when considering that GasNet employs almost all the resources required to construct, operate and maintain its network. GasNet does not operate a fixed period plant replacement program but instead replaces its vehicles or equipment when it is considered necessary. The average age of the fleet of vehicles is eleven years at the time this AMP was updated.

Similarly Information technology hardware and software makes up approximately one third of GasNet’s Non-network assets in its RAB and its replacement policy dictates that hardware or software is only replaced when it reaches the end of its useful life.

Historic and forecast expenditure can therefore become quite “lumpy” and problematic to predict. It is planned in the 10 year forecast period to replace all vehicles that are currently ten years or older, but the timing of their replacement is not certain and they will only be replaced if it is considered necessary in each annual planning process.

Other non-network assets’ acquisitions and replacements - including information technology hardware and software - are equally as problematic to predict so the forecast reflects this.

The 2021-22 year forecast includes the proposed purchase of two vehicles, a pipe trailer, network operations tooling, and also asset management system software.



Document No: GNZ-012	Document Name: Asset Management Plan (AMP)	Effective from: 1 July 2022	Version: 11.0
Responsible Manager: General Manager		Approved by Directors: 30 June 2022	Page 67 of 103

10.0 RISK MANAGEMENT

10.1 Overview

GasNet’s risk management process aligns with ISO 31000 to manage risk across the organisation. The risk management process provides a systematic approach for elimination business risks and hazards or minimisation of business risks and hazards to a tolerable level by using a hierarchy of controls and developing appropriate control strategies and measures.

All remaining risks are considered tolerable, with for public safety (harm) and possible damage to their property, an additional test applied so that risks are managed as low as reasonably practicable (ALARP).

In regard to the AMP, the context is assets forming the regulatory asset base (RAB).

10.2 Risk Management Policy

GasNet recognises that effective risk management is a process which is core to its business activities and necessary to protect its employees, assets, liabilities and the public.

As stated in its Risk Management Policy GNX-016 GasNet is committed to ensuring that a strong risk management culture exists and will develop and maintain a system that satisfies the following risk management principles to:

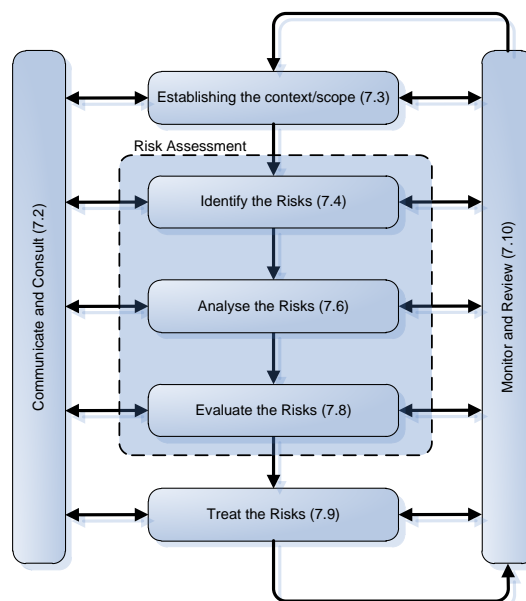
- achieve the strategic goals of the Company;
- manage risks in order to maximise opportunities and minimise adversity;
- balance the cost of managing risk with the anticipated benefits;
- take a proactive approach to the management of risk;
- ensure robust and effective business continuity management as the mechanism to restore and deliver continuity of key services in the event of a disruption or emergency.

10.3 Risk Management Process

The key elements of GasNet’s risk management process are set out in the figure below which is based on AS/NZS ISO 31000:2018 and where the numbers in the brackets against each element represents the relevant clause within GasNet’s Risk Management Policy.

The risk management process outlined in the Standard requires the following procedures to be undertaken:

- Communicate and consult
- Establish the context
- Identify risks
- Analyse risks
- Evaluate risks
- Treat risks, and
- Monitor and review



Document No: GNZ-012	Document Name: Asset Management Plan (AMP)	Effective from: 1 July 2022	Version: 11.0
Responsible Manager: General Manager		Approved by Directors: 30 June 2022	Page 68 of 103

10.4 Risk Identification

All hazards associated with the RAB are systematically identified, described, and documented through risk identification processes. This covers not only those risks that have the potential to harm the public or damage public property but also those that affect GasNet personnel, contractors and the environment. For existing RAB assets this process is conducted on or before a predefined review date and whenever changes occur. For new RAB assets the process is initiated in the design phase prior to assets being constructed and going into service. The characteristics of each risk, its context, and the exposure of people and property to it, are recorded in Risk Manager.

10.5 Risk Assessment

A qualitative risk assessment is carried out on each risk and hazard in accordance with ISO 31000 to determine whether it presents a significant business risk. Risks determined to be low or negligible or demonstrated to be ALARP are deemed to be acceptable risks. For those risks that lie above the low or negligible level the costs and benefits are compared to establish the achievable reduction in risk magnitude to meet ALARP requirements.

10.6 Risk Treatment

Subsequent to the identification of significant risk and hazards, all practicable steps are taken to control them in the following order:

1. Elimination; or if not possible,
2. Minimisation.

The extent of the controls applied is decided by the:

- Level of risk (high, medium or low) that the risk or hazard represents;
- Costs and benefits of applying the control measures; and
- Current body of knowledge, for example good and accepted practices.

The controls applied to each risk or hazard are designed to lower the likelihood and/or consequence of the residual risk to that, which is tolerable to GasNet and for public safety and property is as low as reasonably practicable.

10.7 Coverage

The risk and hazard identification, risk assessment and risk treatment processes are carried out to address:

- (a) Hazards or potential hazards identified during the design, construction, commissioning, operation, maintenance, failure mode, and decommissioning of RAB assets;
- (b) The security of, and control access to, the RAB assets; and
- (c) The implementation and management of contingency plans for emergency situations that may affect, or be affected by the RAB assets.

10.8 High Impact – Low probability Events

GasNet's Whanganui network incorporate both modern welded steel and polyethylene pipelines and older type low pressure mechanically jointed metallic cast and wrought iron pipes. The modern Whanganui network section and the entire Marton and Bulls networks are of construction types that remain resilient to high impact events such as earthquake and floods.

The network is designed in a grid mesh that allows for a segment of the network to be isolated without interrupting supplies to a larger number of customers. Network isolation plans form an integral part of GasNet's emergency response to deal with such events.

The development of detailed emergency response plans for each event scenario and specific network is a key area of emergency response development for coming publications.

These events include:

General

- Earthquake
- Loss of supply from Sales Gate
- Gas Leak in highly population area
- Low pressure across network
- High pressure across network
- Flooding across network
- Ingress of pressurized water
- Delivery of non-specification gas
- Delivery of under or over odorised gas

Document No: GNZ-012	Document Name: Asset Management Plan (AMP)	Effective from: 1 July 2022	Version: 11.0
Responsible Manager: General Manager		Approved by Directors: 30 June 2022	Page 69 of 103

Specific

- Whanganui river flood.

GasNet has the following controls in place to reduce the impact of these events;

General

- Emergency Response Plans
- Network Isolation Plans
- Network Design Planning
- Business Continuity Planning
- Resilient equipment and material selection
- Emergency management and field staff in house

Specific

- Network Rehabilitation and upgrade in Whanganui

10.9 Information Availability

Hazard and risk information from the identification and control of risks and hazards is made available as appropriate to stakeholders at the worksite, parties working adjacent to, or in the vicinity of the risk or hazard, or responding to emergencies on the RAB assets in accordance with GasNet's Risk Management Policy supported by a suite of Safe Work Procedures (SWP's).

10.10 Monitoring and Review

In determining when hazard and risk reviews are conducted to test the continuing effectiveness of control measures taken, assessments are updated for the following reasons:

- Implementation of audit findings;
- Proposed changes to the assets that may change the nature or scale of hazards, the operating parameters or asset design;
- Changes to the environment in which the assets are operated;
- Incidents and other experience from elsewhere in the system, or from other supply systems, or from anywhere else that might be relevant;
- Following an emergency;
- Performing non-routine activities;
- Following changes in legislation; and
- The passage of time.

The following types of incidents and their consequences are considered in conducting the hazard review;

- Over-pressurisation of the assets
- Inadequate pressure in the system
- Inadequate gas supply to the system
- Overpressure of internal pipework/end user installation
- Inadequate pressure of internal pipework/end user installation
- Escape of gas from the system: i) controlled and ii) uncontrolled
- Corrosion/fracture/joint failure
- Failure of safety critical equipment
- Failure in system due to interference/3rd party damage
- Interruption of supply due to GMS shut off by network operator
- Introduction of out of specification gas into the system
- Lack of adequate odour level to be readily detectable
- Resources and Competencies
- Unnecessary visual and sound impact.

The results of the formal risk management processes are recorded in GasNet's Risk Register (Risk Manager). The effectiveness of the controls applied to each significant risk or hazard is assessed on a regular basis through the implementation of a monitoring and verification process.

Document No: GNZ-012	Document Name: Asset Management Plan (AMP)	Effective from: 1 July 2022	Version: 11.0
Responsible Manager: General Manager		Approved by Directors: 30 June 2022	Page 70 of 103

10.11 Responsibilities

The following responsibilities are specific to GasNet’s management of risk and as stated in its Risk Management Policy.

10.11.1 Board of Directors

The Board of Directors is responsible for determining the nature and extent of the significant risks it is willing to take in achieving its strategic objectives.

10.11.2 General Manager

The General Manager is responsible for ensuring that a risk management process is established, implemented and maintained in accordance with this Risk Management Policy.

10.11.3 Management Team

The Management Team is responsible for overseeing the risk management process, for determining an acceptable level of risk, and for monitoring the Company’s overall risk profile and risk treatment strategies.

10.11.4 Managers

Managers are responsible for the implementation of the Risk Management Policy and Risk Management Framework within their respective areas of responsibility including the identification, assessment and recording of risks identified, and the acceptance or assignment of risk responsibility, ongoing assessment and registering of risk as part of business and project planning and management.

10.11.5 Employees

All employees are responsible for identifying potential risks and for the effective management of risk. As such they will have access to information regarding the Company’s risk management process, and the risks identified in their work area from the Risk Register.

10.12 Public Safety Management System

Under the Gas Act 1992, GasNet is defined as a “Gas Distributor” and as such, is required to implement and maintain an audited safety management system to ensure the safe operation of its “Distribution Systems”.

In consideration of its regulatory obligations GasNet has chosen to comply with New Zealand Standard NZS 7901, Electricity and gas industries Safety management systems for public safety rather than the alternative option to comply with specific regulations stated in the Gas (Safety and Measurement) Regulations.

A Safety & Operating Plan along with the Asset, Health & Safety and Environment Management Plans and the Hazard Identification and Control Processes make up the GasNet’s core safety management system as required under NZS 7901.

The Public Safety Management System is regularly audited by an accredited external auditor and an audit certificate together with a statutory declaration is sent to the Secretary (Energy Safety) at intervals not exceeding five years. GasNet’s first declaration was made in April 2013 and after a revalidation audits in 2016, 2019 and 2022 further declarations made.



10.13 Safety and Operating Plan

A Safety & Operating Plan has been developed for GasNet’s gas distribution system to detail the controls in place to mitigate the risks that have been identified under the hazard and risk assessment processes for minimisation of harm to persons and property. The Plan covers the entire lifecycle of the assets and the associated systems and processes through to performance measurement and auditing. Its structure follows closely the recently introduced joint Standard AS/NZS 4645.1 which is now the cited Standard. The Plan aims to ensure that the relevant statutory provisions (in respect of matters related to gas distribution (network) systems are complied with in relation to the operations intended to be undertaken.

Most existing systems have been developed and operated in accordance with NZS 5258 and therefore compliance in some aspects may not be fully aligned with the new Standard as it does not apply retrospectively.

The Safety & Operating Plan has been prepared in accordance with the following primary legislation and standards;

- Gas Act 1992
- Health and Safety at Work Act 2015
- Gas (Safety and Measurement) Regulations 2010
- Civil Defence Emergency Management Act 2002
- NZS 7901 Electricity and Gas Industries – Safety Management Systems for Public Safety

Document No: GNZ-012	Document Name: Asset Management Plan (AMP)	Effective from: 1 July 2022	Version: 11.0
Responsible Manager: General Manager		Approved by Directors: 30 June 2022	Page 71 of 103

11.0 EMERGENCY MANAGEMENT

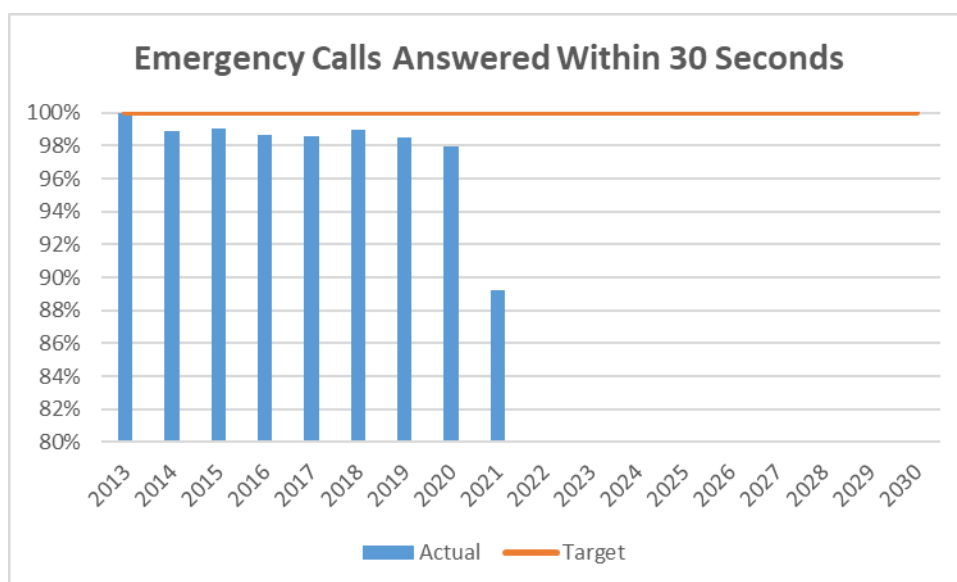
11.1 Emergency Response

With any gas network system there is the potential for an unplanned event either due to an incident, an asset failure or a supply interruption to create an emergency situation. GasNet has emergency response arrangements in place to mitigate the consequences of an emergency situation and to safely restore supplies to consumers as soon as possible.

Facilities for the public and others to report gas related events are available 24 hours a day 7 days a week via GasNet's free calling telephone number, promoted across a variety of media. GasNet has a team of trained staff that answer calls during business hours from its Whanganui offices where its Engineering team is based. This arrangement provides for immediate technical information to be available to manage the event and for GasNet to initiate a prompt response. Frontline personnel answering telephone calls hold formal gas customer support and emergency response qualifications providing them with the skills to deal with the variety of situations that they might be presented with.

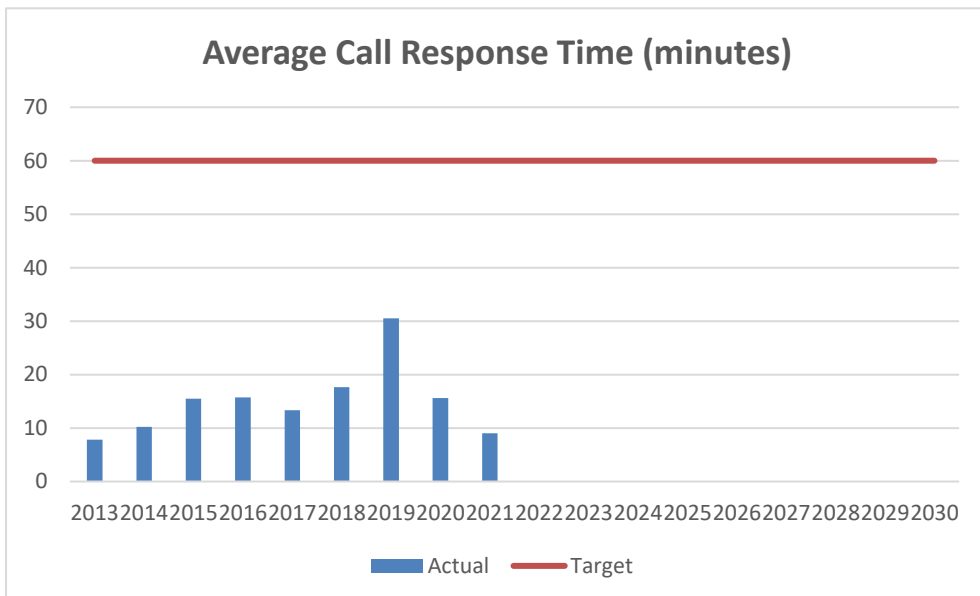
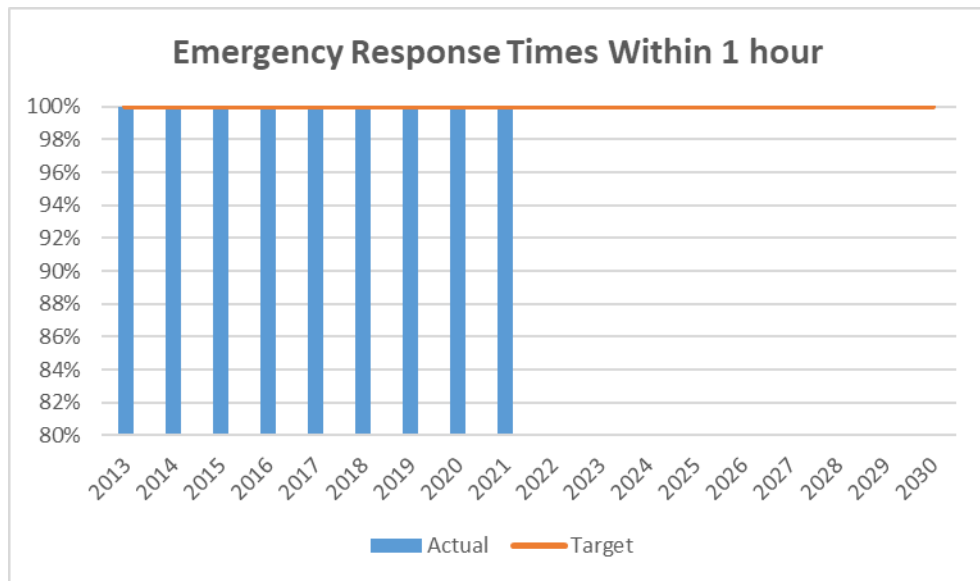
After normal business hours calls made to GasNet are redirected to an external provider, which answer the calls and have procedures in place to manage any type of call. The after-hours service provider relays information to on call personnel for advice or on site attendance as required.

GasNet's call answering times are recorded and reviewed every six months and then reported annually in its disclosures. The following graph shows GasNet's actual performance in answering calls within 30 seconds since 2013 as well as its target for the planning period. The data for 2021 is incomplete with the implementation of a new of new telephone systems mid period and call statistics lost.



GasNet first response to a report of a gas leak is provided by its own Technicians who are trained in emergency responses in accordance with industry standards. Reports of events including leakage reports are acted on as quickly as possible and personnel despatched to make safe any unsafe situation and to locate and assess any detected leaks. The time taken to get to site is a key indicator of emergency management performance so these times are recorded and monitored. The response times since 2013 and the targets for the planning period are shown in the graphs as follow.

Document No: GNZ-012	Document Name: Asset Management Plan (AMP)	Effective from: 1 July 2022	Version: 11.0
Responsible Manager: General Manager		Approved by Directors: 30 June 2022	Page 72 of 103



11.2 Network Emergency Plan


GasNet’s Network Emergency Plan is the primary document for the management of emergencies. It identifies the various types of threats that can be foreseen and provides the structure and organisational requirements to respond and implement the ‘make safe’ arrangements as quickly as possible. Then, when causes have been identified or supplies are available again, it sets out the restorative actions to enable resupply to consumers.

The Plan requires the establishment of an emergency organisational structure to provide the appropriate resources for overall control of the situation and control at the site or areas affected by the emergency. It identifies the roles and responsibilities and the competency requirements.

The Plan requires that all emergency operational activities are carried in accordance with GasNet’s Health and Safety Policy.

In addition the Plan includes the following provisions:

- Arrangements for liaising with members of the public and consumers in the event of an emergency situation;
- Arrangements for coordination with emergency services and other response agencies including CDEM authorities at regional and local level before during and after emergencies;



Document No: GNZ-012	Document Name: Asset Management Plan (AMP)	Effective from: 1 July 2022	Version: 11.0
Responsible Manager: General Manager		Approved by Directors: 30 June 2022	Page 73 of 103

- Arrangements and lines of communication with the transmission system operator, retailers, statutory authorities and media.
- Procedures to regularly exercise and test arrangements for response under the Plan; and
- Arrangements to ensure that list of contacts are kept up updated.

The Network Emergency Plan is reviewed either on a biennial basis or following an actual event of such a scale that it provided a robust test of the plan. All events which fall within the criteria of an emergency as specified within the plan are subject to a review and debrief, with any corrective actions either procedural or relating to the Plan recorded and actioned.

Where additional resources are required for managing an emergency additional assistance and/or equipment and materials may be available through the Gas Industry - North Island Gas Distribution Network Mutual Aid Guide currently under final consultation.

11.3 Business Continuity Management

Business continuity management is an integral part of GasNet’s overall risk management, corporate governance and quality management systems. GasNet’s Business Continuity Management Policy supports and complements it’s Risk Management Policy and is aligned with AS/NZS 5050:2010 Business Continuity – Managing Disruption Related Risk.

Using a risk management approach, GasNet’s key business interruption risks are identified and assessed so as to maximise the uninterrupted availability of all key business resources required to support essential or critical business activities.

All unacceptably high business interruption risks are subject to risk mitigation treatment in line with GasNet’s overall risk management strategies. The effectiveness of the business continuity management system is constantly monitored and regularly reviewed.

The process that GasNet has adopted and which forms the core process within the Business Continuity Management Framework is as follows.

- Identify the Critical Business Functions and Processes
- Identify the Types of Disruptions
- Identify the Business Cycles
- Conduct a Business Impact Analysis
- Identify and Document Existing Continuity Arrangements
- Identify the Resources
- Consider Business Impact Analysis of Each Area
- Documenting the Business Continuity Plan
- Communications Strategy
- Testing and Training
- Review of the Business Continuity Plan

11.4 Supply Contingencies

For critical contingencies caused by restriction or cessation of gas supply due to transmission or supply failures GasNet follows the requirements of Gas Governance (Critical Contingency Management) Regulations 2008 when a critical contingency is declared.

Where load shedding is required GasNet monitors gas usage to ensure restrictions are complied with. As GasNet’s principle priority in a supply contingency is to ensure the safety of the network systems additional load shedding over and above that required by the transmission system operator may be necessary.

Criteria that are used to invoke emergency procedures for managing supply contingencies on the system are set out in GasNet’s Network Emergency Plan.

11.5 Emergency Incident Review

GasNet has developed an incident reporting & investigation procedure to provide a process for management of events and near misses. The aim of the procedure is to ensure all events are recorded, investigated and analysed so that corrective actions to minimise recurrences can be implemented. Reporting is encouraged under a ‘no-blame’ culture.

Where an event related to the gas network systems causes serious injury or death to a person or significant property damage it is reported to the relevant regulatory body as required under either Section 17 of the Gas Act or Section 56 of the Health and Safety at Work Act 2015.

Document No: GNZ-012	Document Name: Asset Management Plan (AMP)	Effective from: 1 July 2022	Version: 11.0
Responsible Manager: General Manager		Approved by Directors: 30 June 2022	Page 74 of 103

12.0 IMPROVEMENT PLAN

As GasNet's seventh AMP produced under the full provisions of the Gas Industry Information Disclosure Requirements and acknowledging the significant effort and development to get it to this stage, it is GasNet's intention to review the structure and content prior to the next publication in 2023. This is primarily to identify aspects of the AMP which may need further work to ensure that the AMP meets the disclosure requirements, and has content produced in a format that is reasonable and legible to the reader.

In respect to Schedule 12b: Forecast Utilisation, GasNet undertook significant development of its network modelling analysis application Synergi Gas with base models of all five networks completed in 2020. The loss of key staff involved in this activity has delayed further development of the models. Further work planned includes; development of DRS templates, verification of modelling assumptions and inclusion of TOU data.

The company's asset management strategy will be documented and incorporated into future versions of this AMP, including confirmation of the management of older LP metallic mains.

Whilst this AMP discusses the risks associated with the various construction materials of older low pressure metallic mains, further work is planned to confirm the risk profile of individual assets using material, size, operating conditions, location and history to review their asset life remaining.

A review of the enhanced information and system requirements has led to the implementation of new Asset Management software and upgrade of the companies work management system which will provide solutions to the company's ever increasing need for detailed asset information. New staff resources have been employed to further develop the requirements for asset information collection and recording including the development of a condition rating standard.

GasNet through its shareholder the Whanganui District Council has an intrinsic link to end users and the community. Although this link is indirect through an intermediate party we have the same ideology as council in that we serve the community. Our new branding incorporates the slogan 'connecting communities' which displays our community focus and a desire to connect consumers within. We are proposing to develop a strategy for increasing communication with consumers and public.

Acknowledging that a cross referencing compliance table would assist readers to quickly access information that they are seeking, it is planned to introduce such a table in the 2023 AMP.

Document No: GNZ-012	Document Name: Asset Management Plan (AMP)	Effective from: 1 July 2022	Version: 11.0
Responsible Manager: General Manager		Approved by Directors: 30 June 2022	Page 75 of 103

Appendix 1 – Glossary of Terms

AMP	Asset Management Plan
ALARP	As Low As Reasonably Practicable
API	American Petroleum Institute
Capex	Capital Expenditure
CNG	Compressed Natural Gas
CP	Cathodic Protection
CY	Current Year
DRS	District Regulator Station
DPP	Default Price-Quality Path
HDPE	High Density Polyethylene
ICP	Installation Control Point
IDD	Gas Distribution Information Disclosure Determination 2012 - consolidated 3 April 2018
IP	Intermediate Pressure
ISO	International Standards Organisation
GasNet	GasNet Limited
GDB	Gas Distribution Business
GIS	Geographic Information System
GJ	Gigajoule
GMS	Gas Measurement System
kPag	kiloPascal gauge
LP	Low Pressure
MDPE	Medium Density Polyethylene
MLV	Main Line Valve
MP	Medium Pressure
Opex	Operational Expenditure
ISO 55000	International Standard Asset Management series
PE	Polyethylene
s53ZD	Reference to clause 53ZD in Commerce Act (1986 and amendments)

Document No: GNZ-012	Document Name: Asset Management Plan (AMP)	Effective from: 1 July 2022	Version: 11.0
Responsible Manager: General Manager		Approved by Directors: 30 June 2022	Page 76 of 103

Appendix 2.1 – GDB AMP Information Disclosure Schedules 11-13

		Company Name GasNet Limited									
		AMP Planning Period 1 July 2022 – 30 June 2032									
Sub-ref	Current Year CY 30 Jun 22	CY1 30 Jun 23	CY2 30 Jun 24	CY3 30 Jun 25	CY4 30 Jun 26	CY5 30 Jun 27	CY6 30 Jun 28	CY7 30 Jun 29	CY8 30 Jun 30	CY9 30 Jun 31	CY10 30 Jun 32
SCHEDULE 11a: REPORT ON FORECAST CAPITAL EXPENDITURE											
This schedule requires a breakdown of forecast expenditure on assets for the current disclosure year and a 10 year planning period. The forecasts should be consistent with the supporting information set out in the AMP. The forecast is to be expressed in both constant price and nominal dollar terms. Also required is a forecast of the value of commissioned assets (i.e., the value of IAB additions).											
GDBs must provide explanatory comment on the difference between constant price and nominal dollar forecasts of expenditure on assets in Schedule 14a (Mandatory Explanatory Note).											
This information is not part of audited disclosure information.											
11a(i): Expenditure on Assets Forecast											
7	Consumer connection	175	210	220	220	220	220	220	220	220	220
8	System growth	322	331	350	350	350	350	350	350	350	350
9	Asset replacement and renewal	373	309	495	495	495	495	495	495	495	495
10	Asset relocations	41	31	-	-	-	-	-	-	-	-
11	Reliability, safety and environment:										
12	Quality of supply										
13	Legislative and regulatory										
14	Other reliability, safety and environment										
15	Total reliability, safety and environment										
16	Expenditure on network assets	764	653	1,135	945	945	945	945	945	945	945
17	Expenditure on non-network assets	220	269	365	55	55	55	55	55	55	55
18	Expenditure on assets	984	922	1,500	1,000	1,000	1,000	1,000	1,000	1,000	1,000
19	Cost of financing										
20	plus										
21	less										
22	Value of capital contributions										
23	plus										
24	less										
25	Value of vested assets										
26	Capital expenditure forecast	984	922	1,300	1,000	1,000	1,000	1,000	1,000	1,000	1,000
27	Assets commissioned										
28		984	922	1,300	1,000	1,000	1,000	1,000	1,000	1,000	1,000
29											
30											
31											
32											
33	Consumer connection	175	210	220	220	220	220	220	220	220	220
34	System growth	322	331	350	350	350	350	350	350	350	350
35	Asset replacement and renewal	373	309	495	495	495	495	495	495	495	495
36	Asset relocations	41	31	-	-	-	-	-	-	-	-
37	Reliability, safety and environment:										
38	Quality of supply										
39	Legislative and regulatory										
40	Other reliability, safety and environment										
41	Total reliability, safety and environment										
42	Expenditure on network assets	764	653	1,135	945	945	945	945	945	945	945
43	Expenditure on non-network assets	220	269	365	55	55	55	55	55	55	55
44	Expenditure on assets	984	922	1,500	1,000	1,000	1,000	1,000	1,000	1,000	1,000
45	Subcomponents of expenditure on assets (where known)										
46	Research and development										

Document No: GNZ-012	Document Name: Asset Management Plan (AMP)	Effective from: 1 July 2022	Version: 11.0
Responsible Manager: General Manager	Approved by Directors: 30 June 2022	Page 77 of 103	

SCHEDULE 11a: REPORT ON FORECAST CAPITAL EXPENDITURE

This schedule requires a breakdown of forecast expenditure on assets for the current disclosure year and a 10 year planning period. The forecasts should be consistent with the supporting information set out in the AMP. The forecast is to be expressed in both constant price and nominal dollar terms. Also required is a forecast of the value of commissioned assets (i.e., the value of I&D additions).
 GDBs must provide explanatory comment on the difference between constant price and nominal dollar forecasts of expenditure on assets in Schedule 14a (Mandatory Explanatory Notes).
 This information is not part of audited disclosure information.

for year ended	Current Year CY 30 Jun 22	CY+1 30 Jun 23	CY+2 30 Jun 24	CY+3 30 Jun 25	CY+4 30 Jun 26	CY+5 30 Jun 27	CY+6 30 Jun 28	CY+7 30 Jun 29	CY+8 30 Jun 30	CY+9 30 Jun 31	CY+10 30 Jun 32
5000	-	-	-	-	-	-	-	-	-	-	-
Difference between nominal and constant price forecasts											
Consumer connection	-	-	-	-	-	-	-	-	-	-	-
System growth	-	-	-	-	-	-	-	-	-	-	-
Asset replacement and renewal	-	-	-	-	-	-	-	-	-	-	-
Asset relocations	-	-	-	-	-	-	-	-	-	-	-
Reliability, safety and environment:											
Quality of supply	-	-	-	-	-	-	-	-	-	-	-
Legislative and regulatory	-	-	-	-	-	-	-	-	-	-	-
Other reliability, safety and environment	-	-	-	-	-	-	-	-	-	-	-
Total reliability, safety and environment	-	-	-	-	-	-	-	-	-	-	-
Expenditure on network assets	-	-	-	-	-	-	-	-	-	-	-
Expenditure on non-network assets	-	-	-	-	-	-	-	-	-	-	-
Expenditure on assets	-	-	-	-	-	-	-	-	-	-	-

11a(ii): Consumer Connection

for year ended	Current Year CY 30 Jun 22	CY+1 30 Jun 23	CY+2 30 Jun 24	CY+3 30 Jun 25	CY+4 30 Jun 26	CY+5 30 Jun 27
5000 (in constant prices)						
Consumer types defined by GDB*						
Domestic	181	170	190	204	204	204
Non-domestic	30	5	20	16	16	16
I&D consumer type†						
I&D consumer type†						
I&D consumer type†						
* Include additional rows if needed						
Consumer connection expenditure	191	175	210	220	220	220
less Capital contributions funding consumer connection						
Consumer connection less capital contributions	191	175	210	220	220	220

11a(iii): System Growth

Intermediate pressure						
Main pipe						
Service pipe						
Stations						
Line valve						
Special crossings						
Intermediate Pressure total						
Medium pressure						
Main pipe		206	100	100	100	100
Service pipe						
Stations						
Line valve						
Special crossings						
Medium Pressure total		206	100	100	100	100

SCHEDULE 11a: REPORT ON FORECAST CAPITAL EXPENDITURE

This schedule requires a breakdown of forecast expenditure on assets for the current disclosure year and a 10 year planning period. The forecasts should be consistent with the supporting information set out in the AMP. The forecast is to be expressed in both constant price and nominal dollar terms. Also required is a forecast of the value of commissioned assets (i.e., the value of I&A additions).
GOBs must provide explanatory comment on the difference between constant price and nominal dollar forecasts of expenditure on assets in Schedule 14a (Mandatory Explanatory Notes).
This information is not part of audited disclosure information.

sch ref

92	Low Pressure											
93	Main pipe	122	25	50	50	50	50					50
94	Service pipe											
95	Line valve											
96	Special crossings											
97	Low Pressure total	122	25	50	50	50	50					50
98	Other network assets											
99	Monitoring and control systems											
100	Cathodic protection systems											
101	Other assets (other than above)											
102	Other network assets total	-	-	-	-	-	-					-
103												
104	System growth expenditure	122	231	150	150	150	150					150
105	less Capital contributions funding system growth											
106	System growth less capital contributions	122	231	150	150	150	150					150
107												
108												
109												
110												
111	Intermediate pressure											
112	Main pipe											
113	Service pipe											
114	Stations	4		10	10	10	10					10
115	Line valve											
116	Special crossings											
117	Intermediate Pressure total	4	14	10	10	10	10					10
118	Medium pressure											
119	Main pipe	132	15									
120	Service pipe											
121	Stations			10	10	10	10					10
122	Line valve											
123	Special crossings											
124	Medium Pressure total	132	15	10	10	10	10					10
125	Low Pressure											
126	Main pipe	237	80	425	425	425	425					425
127	Service pipe			50	50	50	50					50
128	Line valve											
129	Special crossings											
130	Low Pressure total	237	80	475	475	475	475					475

Current Year CY
30 Jun 22

CV+1
30 Jun 23

CV+2
30 Jun 24

CV+3
30 Jun 25

CV+4
30 Jun 26

CV+5
30 Jun 27

for year ended

\$'000 (in constant prices)

11a(iv): Asset Replacement and Renewal

SCHEDULE 11a: REPORT ON FORECAST CAPITAL EXPENDITURE

This schedule requires a breakdown of forecast expenditure on assets for the current disclosure year and a 10 year planning period. The forecasts should be consistent with the supporting information set out in the AMP. The forecast is to be expressed in both constant price and nominal dollar terms. Also required is a forecast of the value of commissioned assets (i.e., the value of B&B additions).
 GOBs must provide explanatory comment on the difference between constant price and nominal dollar forecasts of expenditure on assets in Schedule 14a (Mandatory Explanatory Notes).
 This information is not part of audited disclosure information.

sch-11a

231	Other network assets								
232	Monitoring and control systems								
233	Cathodic protection systems								
234	Other assets (other than above)								
235	Other network assets total								
236									
237	Asset replacement and renewal expenditure	373	109	495	495	495	495	495	495
238	less Capital contributions funding asset replacement and renewal								
239	Asset replacement and renewal less capital contributions	373	109	495	495	495	495	495	495
240									

11a(v): Asset Relocations

241	Project or programme*								
242	Somme Variable - Aramoho IP mesh Relocation	12			200				
243	Relocation of Service - GMS Compliance Upgrades	29							
244	Other		31						
245									
246									
247									
248	* include additional rows if needed								
249	All other projects or programmes - asset relocations								
250	Asset relocations expenditure	41	31	200					
251	less Capital contributions funding asset relocations								
252	Asset relocations less capital contributions	41	31	200					
253									

11a(vi): Quality of Supply

254	Project or programme*								
255	Aramoho MP - Whangarei MP Network Link	9		20	20	20	20	20	20
256	Minor System reinforcements								
257									
258									
259									
260									
261									
262									
263	* include additional rows if needed								
264	All other projects or programmes - quality of supply								
265	Quality of supply expenditure	9		20	20	20	20	20	20
266	less Capital contributions funding quality of supply								
267	Quality of supply less capital contributions	9		20	20	20	20	20	20
268									

Current Year CY
 30 Jun 22 CY+1 30 Jun 23 CY+2 30 Jun 24 CY+3 30 Jun 25 CY+4 30 Jun 26 CY+5 30 Jun 27
 for year ended

\$'000 (in constant prices)

		Company Name GasNet Limited	
		AMP Planning Period 1 July 2022 – 30 June 2032	
<p>SCHEDULE 11a: REPORT ON FORECAST CAPITAL EXPENDITURE</p> <p>This schedule requires a breakdown of forecast expenditure on assets for the current disclosure year and a 10 year planning period. The forecasts should be consistent with the supporting information set out in the AMP. The forecast is to be expressed in both constant price and nominal dollar terms. Also required is a forecast of the value of concessional assets (i.e. the value of IAB additional GBAs) must provide explanatory comment on the difference between constant price and nominal dollar forecasts of expenditure on assets in Schedule 14a (Mandatory Explanatory Notes). This information is not part of audited disclosure information.</p>			
269			
270		40	40
271			
272			
273			
274			
275			
276			
277			
278		40	40
279			
280		40	40
281			
282			
283		20	20
284			
285			
286			
287			
288			
289		20	20
290			
291		20	20
292			
293		20	20
294			
295			
296			
297		20	20
298			
299		20	20
300			
301			
302			
303			
304		20	20
305			
306			
307		145	35
308			
309			
310			
311			
312			
313		35	35
314			
315		55	55
316			

Appendix 2.2 – Schedule 14a: Mandatory Explanatory Notes on Forecast Information

Document No: GNZ-012	Document Name: Asset Management Plan (AMP)	Effective from: 1 July 2022	Version: 11.0
Responsible Manager: General Manager		Approved by Directors: 30 June 2022	Page 81 of 103

		Company Name GasNet Limited										
		AMP Planning Period 1 July 2022 – 30 June 2032										
Line Item	Description	Forecast Period (in nominal dollars)										
		Current year CY 30 Jun 22	CY+1 30 Jun 23	CY+2 30 Jun 24	CY+3 30 Jun 25	CY+4 30 Jun 26	CY+5 30 Jun 27	CY+6 30 Jun 28	CY+7 30 Jun 29	CY+8 30 Jun 30	CY+9 30 Jun 31	CY+10 30 Jun 32
Operational Expenditure Forecast												
7	Service interruptions, incidents and emergencies	169	184	46	47	48	49	50	51	52	53	54
8	Routine and corrective maintenance and inspection	39	45	168	179	189	199	209	219	230	240	240
9	Asset replacement and renewal	4	5	5	5	5	5	5	5	5	5	5
10	Network opex	212	244	219	231	242	253	264	275	287	298	299
11	System operations and network support	683	1,117	1,043	1,064	1,083	1,107	1,129	1,152	1,179	1,199	1,223
12	Business support	1,197	1,422	1,562	1,593	1,625	1,658	1,691	1,723	1,756	1,793	1,831
13	Non-network opex	1,880	2,539	2,605	2,697	2,710	2,765	2,820	2,877	2,932	2,984	3,024
14	Operational expenditure	2,692	2,793	2,824	2,888	2,932	3,018	3,084	3,152	3,222	3,292	3,323
Subcomponents of operational expenditure (where known)												
15	Research and development											
16	Insurance											
17	Service interruptions, incidents and emergencies	169	184	46	45	45	45	45	45	45	45	45
18	Routine and corrective maintenance and inspection	39	45	163	175	185	195	205	215	225	235	235
19	Asset replacement and renewal											
20	Network opex	208	239	210	220	230	240	250	260	270	280	280
21	System operations and network support	683	1,117	1,023	1,023	1,023	1,023	1,023	1,023	1,023	1,023	1,023
22	Business support	1,197	1,422	1,531	1,531	1,531	1,531	1,531	1,531	1,531	1,531	1,531
23	Non-network opex	1,880	2,539	2,594	2,594	2,594	2,594	2,594	2,594	2,594	2,594	2,594
24	Operational expenditure	2,688	2,778	2,784	2,774	2,784	2,794	2,804	2,814	2,824	2,834	2,834
Difference between nominal and real forecasts												
25	Service interruptions, incidents and emergencies			1	2	3	4	5	6	7	8	9
26	Routine and corrective maintenance and inspection			3	4	4	4	4	4	4	4	4
27	Asset replacement and renewal			5	5	5	5	5	5	5	5	5
28	Network opex			5	11	12	13	14	15	17	18	19
29	System operations and network support			20	41	62	84	106	129	151	176	200
30	Business support			31	194	311	428	544	660	776	892	1,008
31	Non-network opex			51	103	156	211	266	321	376	431	486
32	Operational expenditure			80	114	168	224	280	336	392	448	504

SCHEDULE 12a: REPORT ON ASSET CONDITION

This schedule requires a breakdown of asset condition by asset class as at the start of the forecast year. The data accuracy assessment relates to the percentage values disclosed in the asset condition columns. Also required is a forecast of the percentage of units to be replaced in the next 5 years. All information should be consistent with the information provided in the AMP and the expenditure on assets forecast in Schedule 11a.

sch ref

Asset condition at start of planning period (percentage of units by grade)

	Operating Pressure	Asset category	Asset class	Grade 1	Grade 2	Grade 3	Grade 4	Grade unknown	Data accuracy (1-4)	% of asset forecast to be replaced in next 5 years
7										
8										
9	Intermediate Pressure	Main pipe	IP PE main pipe						4	-
10	Intermediate Pressure	Main pipe	IP steel main pipe				100.00%		2	1.00
11	Intermediate Pressure	Main pipe	IP other main pipe						4	-
12	Intermediate Pressure	Service pipe	IP PE service pipe				100.00%		4	-
13	Intermediate Pressure	Service pipe	IP steel service pipe						2	-
14	Intermediate Pressure	Service pipe	IP other service pipe						4	-
15	Intermediate Pressure	Stations	Intermediate pressure DRS		5.00%	95.00%	90.00%		4	5.00
16	Intermediate Pressure	Line valve	IP line valves			10.00%	100.00%		3	7.00
17	Intermediate Pressure	Special crossings	IP crossings				100.00%		2	-
18	Medium Pressure	Main pipe	MP PE main pipe				100.00%		2	-
19	Medium Pressure	Main pipe	MP steel main pipe		12.00%		88.00%		2	-
20	Medium Pressure	Main pipe	MP other main pipe						4	-
21	Medium Pressure	Service pipe	MP PE service pipe				100.00%		2	-
22	Medium Pressure	Service pipe	MP steel service pipe				100.00%		2	-
23	Medium Pressure	Service pipe	MP other service pipe						4	-
24	Medium Pressure	Stations	Medium pressure DRS			100.00%			4	-
25	Medium Pressure	Line valve	MP line valves				100.00%		3	-
26	Medium Pressure	Special crossings	MP special crossings		5.00%	10.00%	85.00%		2	5.00
27	Low Pressure	Main pipe	LP PE main pipe				100.00%		2	-
28	Low Pressure	Main pipe	LP steel main pipe			100.00%			2	10.00
29	Low Pressure	Main pipe	LP other main pipe		4.00%	96.00%			2	10.00
30	Low Pressure	Service pipe	LP PE service pipe				100.00%		2	-
31	Low Pressure	Service pipe	LP steel service pipe		30.00%	70.00%			2	50.00
32	Low Pressure	Service pipe	LP other service pipe		30.00%	70.00%			2	50.00
33	Low Pressure	Line valve	LP line valves				100.00%		3	-
34	Low Pressure	Special crossings	LP special crossings			40.00%	60.00%		2	27.00
35	All	Monitoring and control systems	Remote terminal units			50.00%	50.00%		4	50.00
36	All	Cathodic protection systems	Cathodic protection			100.00%			4	-

		Company Name GasNet Limited		AMP Planning Period 1 July 2022 – 30 June 2032										
SCHEDULE 12b: REPORT ON FORECAST UTILISATION														
This Schedule requires a breakdown of current and forecast utilisation (for heavily utilised pipelines) consistent with the information provided in the AMP and the demand forecast in schedule 12c.														
7 Forecast Utilisation of Heavily Utilised Pipelines														
8														
Utilisation														
Region	Network	Pressure system	Nominal operating pressure (NOP) [kPa]	Minimum operating pressure (MinOP) [kPa]	Total capacity at MinOP [scmh]	Remaining capacity at MinOP [scmh]	Unit	Current Year CY Y/e 30 Jun 22	CY+1 Y/e 30 Jun 23	CY+2 Y/e 30 Jun 24	CY+3 Y/e 30 Jun 25	CY+4 Y/e 30 Jun 26	CY+5 Y/e 30 Jun 27	Comment
Rangitikei	Bulls	MP16	300	180	601	206	scmh	395	401	407	413	419	425	Bulls network has two large commercial consumers connected and domestic/small commercial load. A small annual increase in the domestic load is expected.
Rangitikei	Flockhouse	MP4	150	90	317	297	scmh	272	271	271	270	270	269	The Flockhouse network has small commercial and domestic load which is not expected to increase. The network was originally constructed for a agricultural training facility that no longer exists.
South Taranaki	Waitotara	MP5	300	180	288	23	scmh	265	265	265	265	265	265	This pressure system has one consumer, a meat processing plant. We are not aware of any change to load but will continue to liaise with Retailer.
Rangitikei	Marion	MP3	210	126	1,274	412	scmh	862	873	891	909	927	945	MinOP varies as an attribute of this network, where a small MinOP value supplies two small residential consumers. A performance check completed in 2020 indicated a small domestic main ending at a DRG. The DRG load was increased to calculate MinOP.
Rangitikei	Marion	IP2	1,500	900	7,352	4,753	scmh	2,593	2,611	2,629	2,647	2,665	2,683	This network is a single aerial main ending at a DRG. The DRG load was increased to calculate MinOP.
Whanganui	West	LP1	2	2	2,290	100	scmh	2,190	2,220	2,235	2,258	2,265	2,280	The Whanganui West LP network is predominantly residential connections. There is limited growth with a number of small residential housing developments. The extension of the MP network will limit future connections.
Whanganui	East	LP2	2	2	853	52	scmh	801	807	813	819	825	831	Whanganui East LP network is substantially residential load with little load growth predicted.
Whanganui	Main	MP1	210	126	3,968	484	scmh	3,484	3,504	3,524	3,544	3,564	3,584	Extension of this network into residential development area, future connections will increase load. Reinforcement project commenced in 2021.
Whanganui	Aramoho	MP2	210	126	488	368	scmh	203	202	201	200	198	197	The Whanganui Aramoho MP network supplies a DRG, a single commercial load and few residential connections; little load growth predicted.
Whanganui	IP1	IP1	1,050	630	11,633	496	scmh	11,137	11,167	11,197	11,227	11,257	11,287	The Whanganui IP network supplies all gas to the city, load is predicted to remain steady.
* Current year utilisation figures may be estimates. Year 1-5 figures show the utilisation forecast to occur given the expected system configuration for each year, including the effect of any new investment in the pressure system.														
Disclaimer for supply enquiries														
The information contained in this Table has been provided from models using estimates of utilisation and capacity. Parties interested in connection to the network should contact GasNet directly.														
Notes and assumptions														
1. Development of GasNet's network models using the Synergi application is on going with all networks base models completed. The information contained in this Report only contains data from these models.														
2. The minimum operating pressure (MinOP) for IP and MP networks has been determined to be 60% of the Nominal Operating Pressure (NOP).														
3. The minimum operating pressure (MinOP) for LP networks has been determined to be 80% of the Nominal Operating Pressure (NOP). Whanganui LP networks MinOP is 1.8kPa														
4. Total capacity at MinOP has been determined by applying additional load at either, the extremity of the network presenting the lowest pressure under current operation or; by application of additional load in areas where development plans indicate future demand is most likely, to the point that MinOP is reached at that point in the pressure network.														

Company Name	GasNet Limited
AMP Planning Period	1 July 2022 – 30 June 2032

SCHEDULE 12c: REPORT ON FORECAST DEMAND

This schedule requires a forecast of new connections (by consumer type), peak demand and energy volumes for the disclosure year and a 5 year planning period. The forecasts should be consistent with the supporting information set out in the AMP as well as the assumptions used in developing the expenditure forecasts in Schedule 11a and Schedule 11b and the capacity and utilisation forecasts in Schedule 12b.

sch ref

12c(i) Consumer Connections

Number of ICs connected in year by consumer type

	Current year CY 30 Jun 22	CY+1 30 Jun 23	CY+2 30 Jun 24	CY+3 30 Jun 25	CY+4 30 Jun 26	CY+5 30 Jun 27
<i>Consumer types defined by GDB</i>						
Domestic	80	80	80	80	80	80
Non-domestic	5	5	4	4	4	4
Total	85	85	84	84	84	84

12c(ii) Gas Delivered

Number of ICs at year end (at year end)
 Maximum daily load (GJ per day)
 Maximum monthly load (GJ per month)
 Number of directly billed ICs (at year end)
 Total gas conveyed (GJ per annum)
 Average daily delivery (GJ per day)

	Current year CY 30 Jun 22	CY+1 30 Jun 23	CY+2 30 Jun 24	CY+3 30 Jun 25	CY+4 30 Jun 26	CY+5 30 Jun 27
Number of ICs at year end (at year end)	10,082	10,145	10,200	10,255	10,310	10,365
Maximum daily load (GJ per day)	4,269	4,350	4,350	4,350	4,350	4,350
Maximum monthly load (GJ per month)	130,604	130,000	130,000	130,000	130,000	130,000
Number of directly billed ICs (at year end)						
Total gas conveyed (GJ per annum)	1,271,224	1,272,000	1,272,000	1,272,000	1,272,000	1,272,000
Average daily delivery (GJ per day)	3,483	3,485	3,475	3,485	3,485	3,485
Load factor	81.11%	81.54%	81.54%	81.54%	81.54%	81.54%

Document No: GNZ-012	Document Name: Asset Management Plan (AMP)	Effective from: 1 July 2022	Version: 11.0
Responsible Manager: General Manager	Approved by Directors:	30 June 2022	Page 85 of 103

SCHEDULE 13: REPORT ON ASSET MANAGEMENT MATURITY		Asset Management Standard Applied		1 July 2022 – 30 June 2022		ISO 55000 series		
Question No.	Function	Quartiles	Score	Evidence—Summary	User Guidance	Why	Who	Record/Documented Information
3	Asset management policy	To what extent has an asset management policy been documented, authorized and communicated?	2	The Asset Management Policy first approved on 23 June 2014 was most recently reviewed and subsequently approved by GasNet's Board of Directors on 17 June 2018. As with all company policies the Asset Management Policy is accessible to all personnel via the company's Intranet. The policy's significance is well understood and supported by GasNet's management team.		Widely used AM practice standards require an organization to document, authorize and communicate its asset management policy (eg, as required in PAS 55 para 4.3). A key prerequisite of any robust policy is that the organization's top management must be seen to endorse and fully support it. Also vital to the effective implementation of the policy, is to tell the appropriate people of its content and their obligations under it. Where an organization outsources some of its asset-related activities, then these people and their organizations must equally be made aware of the policy's content. Also, there may be other stakeholders, such as regulatory authorities and shareholders who should be made aware of it.	Top management. The management team that has overall responsibility for asset management.	The organization's asset management policy, its organizational strategic plan, documents indicating how the asset management policy was based upon the needs of the organization and evidence of communication.
10	Asset management strategy	What has the organization done to ensure that its asset management strategy is consistent with other appropriate organizational policies and strategies, and the needs of stakeholders?	1	Noting that GasNet has not yet documented its AMP Strategy, strategic planning is integral to its asset management operations and planning. The annual planning process which is approved by the Board provides initiatives planned for the coming year of which a number of items will refer to an overall strategy. GasNet's Management Team meet regularly to discuss operational and strategic matters, and are actively involved in the development and review of all policies and procedures.		In setting an organization's asset management strategy, it is important that it is consistent with any other policies and strategies that the organization has and that takes into account the requirements of relevant stakeholders. This question examines to what extent the asset management strategy is consistent with other organisational policies and strategies (eg, as required by PAS 55 para 4.3.1b) and has taken account of stakeholder requirements as required by PAS 55 para 4.3.1c). Generally, this will take into account the same policies, strategies and stakeholder requirements as covered in drafting the asset management policy but at a greater level of detail.	Top management. The organization's strategic planning team. The management team that has overall responsibility for asset management.	The organization's asset management strategy document and other related organizational policies and strategies. Other than the organization's strategic plan, these could include those relating to health and safety, environmental, etc. Results of stakeholder consultation.
11	Asset management strategy	In what way does the organization's asset management strategy take account of the lifecycle of the assets, asset types and asset systems over which the organization has stewardship?	1	GasNet's personnel and in particular the Engineering majority of whom have significant experience with the company, hands on knowledge of assets and are very much focussed on ensuring they are managed effectively, efficiently and safely throughout their lifecycle.		Good asset stewardship is the hallmark of an organization compliant with widely used AM standards. A key component of this is the need to take account of the lifecycle of the assets, asset types and asset systems. (For example, this requirement is recognised in 4.3.1 d) of PAS 55). This question explores what an organisation has done to take lifecycle into account in its asset management strategy.	Top management. People in the organization with expert knowledge of the assets, asset types, asset systems and their associated life-cycles. The management team that has overall responsibility for asset management. Those responsible for developing and adopting methods and processes used in asset management	The organization's documented asset management strategy and supporting working documents.
26	Asset management plan(s)	How does the organization establish and document its asset management plan(s) across the life cycle activities of its assets and asset systems?	2	GasNet's Asset Management Plan has evolved from the first transitional AMP in 2013 to the fourth full AMP in 2021. The AMP is progressively becoming the key planning document for GasNet's management of its assets. Future AMP publications will inevitably become more comprehensive and with it increased significance and dependency as GasNet's key asset management planning document. Principally those responsible for establishing and documenting the asset management plans are currently or have been involved in the day to day management of the assets.		The asset management strategy need to be translated into practical plan(s) so that all parties know how the objectives will be achieved. The development of plan(s) will need to identify the specific tasks and activities required to optimise costs, risks and performance of the assets and/or asset system(s), when they are to be carried out and the resources required.	The management team with overall responsibility for the asset management system. Operations, maintenance and engineering managers.	The organization's asset management plan(s).

Document No: GNZ-012	Document Name: Asset Management Plan (AMP)	Effective from:	1 July 2022	Version: 11.0
Responsible Manager: General Manager		Approved by Directors:	30 June 2022	Page 86 of 103

SCHEDULE 13: REPORT ON ASSET MANAGEMENT MATURITY (cont)

Quartian No.	Function	Quartian	Maturity Level 0	Maturity Level 1	Maturity Level 2	Maturity Level 3	Maturity Level 4
3	Asset management policy	To what extent has an asset management policy been documented, authorized and communicated?	The organization does not have a documented asset management policy.	The organization has an asset management policy, but it has not been authorized by top management, or it is not influencing the management of the assets.	The organization has an asset management policy, which has been authorized by top management, but it has had limited circulation. It may be in use to influence development of strategy and planning but its effect is limited.	The asset management policy is authorised by top management, is widely and effectively communicated to all relevant employees and stakeholders, and used to make these persons aware of their asset related obligations.	The organization's process(es) surpass the standard required to comply with requirements set out in a recognised standard. The assessor is advised to note in the Evidence section why this is the case and the evidence seen.
10	Asset management strategy	What has the organization done to ensure that its asset management strategy is consistent with other appropriate organisational policies and strategies, and the needs of stakeholders?	The organization has not considered the need to ensure that its asset management strategy is appropriately aligned with the organization's other organisational policies and strategies or with stakeholder requirements. OR The organization does not have an asset management strategy.	The need to align the asset management strategy with other organisational policies and strategies as well as stakeholder requirements is understood and work has started to identify the linkages or to incorporate them in the drafting of asset management strategy.	Some of the linkages between the long-term asset management strategy and other organisational policies, strategies and stakeholder requirements are defined but the work is fairly well advanced but still incomplete.	All linkages are in place and evidence is available to demonstrate that, where appropriate, the organization's asset management strategy is consistent with its other organisational policies and strategies. The organization has also identified and considered the requirements of relevant stakeholders.	The organization's process(es) surpass the standard required to comply with requirements set out in a recognised standard. The assessor is advised to note in the Evidence section why this is the case and the evidence seen.
11	Asset management strategy	In what way does the organization's asset management strategy take account of the lifecycle of the assets, asset types and asset systems over which the organization has stewardship?	The organization has not considered the need to ensure that its asset management strategy is produced with due regard to the lifecycle of the assets, asset types or asset systems that it manages. OR The organization does not have an asset management strategy.	The need is understood, and the organization is drafting its asset management strategy to address the lifecycle of its assets, asset types and asset systems.	The long-term asset management strategy takes account of the lifecycles of some, but not all, of its assets, asset types and asset systems.	The asset management strategy takes account of the lifecycle of all of its assets, asset types and asset systems.	The organization's process(es) surpass the standard required to comply with requirements set out in a recognised standard. The assessor is advised to note in the Evidence section why this is the case and the evidence seen.
26	Asset management plan(s)	How does the organization establish and document its asset management plan(s) across the life cycle activities of its assets and asset systems?	The organization does not have an identifiable asset management plan(s) covering asset systems and critical assets.	The organization has asset management plan(s) but they are not aligned with the asset management strategy and objectives and do not take into consideration the full asset life cycle (including asset creation, acquisition, enhancement, utilization, maintenance decommissioning and disposal).	The organisation is in the process of putting in place comprehensive, documented asset management plan(s) that cover all life-cycle activities, clearly aligned to asset management objectives and the asset management strategy.	Asset management plan(s) are established, documented, implemented and maintained for asset systems and critical assets to achieve the asset management strategy and asset management objectives across all life cycle phases.	The organization's process(es) surpass the standard required to comply with requirements set out in a recognised standard. The assessor is advised to note in the Evidence section why this is the case and the evidence seen.

Document No: GNZ-012	Document Name: Asset Management Plan (AMP)	Effective from: 1 July 2022	Version: 11.0
Responsible Manager: General Manager	Approved by Directors: 30 June 2022	Page 87 of 103	

SCHEDULE 13: REPORT ON ASSET MANAGEMENT MATURITY (cont)						
Question No.	Function	Question	Score	Evidence-Summary	User Guidance	Why
27	Asset management plan(s)	How has the organization communicated its plan(s) to all relevant parties to a level of detail appropriate to the receiver's role in their delivery?	2	As GasNet's AMP has evolved from the first transitional AMP in 2015, so has the awareness of it amongst those within GasNet that need to know. By the nature of the content the information contained within the AMP will be well known to those whose role is dependent upon it. Due to the small centralised operation there is very good awareness of what other personnel are doing within the company and with a close and effective Management Team, information is effectively communicated to others as required. The General Manager provides appropriately detailed monthly reports to the Board of Directors who in turn take an active interest at Board of Directors meetings attended by the General Manager. There is good representation within GasNet's shareholder with a GasNet Director also a Director on the Board of Whanganui District Council Holdings Limited, and	Plans will be ineffective unless they are communicated to all those, including contracted suppliers and those who undertake enabling function(s). The plan(s) need to be communicated in a way that is relevant to those who need to use them.	The management team with overall responsibility for the asset management system. Delivery functions and suppliers.
29	Asset management plan(s)	How are designated responsibilities for delivery of asset plan actions documented?	2	Responsibilities are clearly defined in Position Descriptions for all GasNet employees and reviewed on an annual basis in conjunction with the Personal Performance & Development Review (PPDR). Documented Policies and Procedures provide more detailed specific responsibilities and a thorough consultation process ensures maximum knowledge and understanding. Due to the small size of the company and the fact that almost every role is unique, the responsibilities are in most instances apparent to	The implementation of asset management plan(s) relies on (1) actions being clearly identified, (2) an owner allocated and (3) that owner having sufficient delegated responsibility and authority to carry out the work required. It also requires alignment of actions across the organisation. This question explores how well the plan(s) set out responsibility for delivery of asset plan actions.	The management team with overall responsibility for the asset management system. Operations, maintenance and engineering managers. If appropriate, the performance management team.
31	Asset management plan(s)	What has the organization done to ensure that appropriate arrangements are made available for the efficient and cost effective implementation of the plan(s)? (Note: this is about resources and enabling support)	3	All Managers have clear responsibilities within their Position Descriptions for the management of resources under their control, both direct labour and external, and for meeting the company needs and legislative obligations relevant to the role. The Management Team meet regularly and have a good understanding of the issues at hand and their management. Additional financial resources have been made available on a new 'Engineering Planner' role and when necessary to obtain specialist external support where it would be otherwise uneconomic to employ someone for that task. GasNet considers it is well	It is essential that the plan(s) are realistic and can be implemented, which requires appropriate resources to be available and enabling mechanisms in place. This question explores how well this is achieved. The plan(s) not only need to consider the resources directly required and timescales, but also the enabling activities, including for example, training requirements, supply chain capability and procurement timescales.	The management team with overall responsibility for the asset management system. Operations, maintenance and engineering managers. If appropriate, the performance management team. Where appropriate the procurement team and service providers working on the organisation's asset-related activities.
33	Contingency planning	What plan(s) and procedure(s) does the organization have for identifying and responding to incidents and emergency situations and ensuring continuity of critical asset management activities?	3	GasNet's Emergency Plan is well established and understood within the Company and a core document with its origins in the early 1990's. Because of the small size of the company, roles that are both clearly defined and understood by all, and a team approach has proven time after time that GasNet is well placed to manage adverse events when they occur. Enhancements in 2013 associated with the formalisation of its Public Safety Management System and its associated focus on risk and emergency management has further improved GasNet's preparedness.	Widely used AM practice standards require that an organization has plan(s) to identify and respond to emergency situations. Emergency plan(s) should outline the actions to be taken to respond to specified emergency situations and ensure continuity of critical asset management activities including the communication to, and involvement of, external agencies. This question assesses if, and how well, these plan(s) triggered, implemented and resolved in the event of an incident. The plan(s) should be appropriate to the level of risk as determined by the organisation's risk assessment methodology. It is also a requirement that relevant personnel are competent and trained.	The manager with responsibility for developing emergency plan(s). The organisation's risk assessment team. People with designated duties within the plan(s) and procedure(s) for dealing with incidents and emergency situations.

SCHEDULE 13: REPORT ON ASSET MANAGEMENT MATURITY (cont)

Quartile No.	Function	Question	Maturity Level 0	Maturity Level 1	Maturity Level 2	Maturity Level 3	Maturity Level 4
27	Asset management plan(s)	How has the organisation communicated its plan(s) to all relevant parties to a level of detail appropriate to the receiver's role in their delivery?	The organisation does not have plan(s) or their distribution is limited to the authors.	The plan(s) are communicated to some of those responsible for delivery of the plan(s). OR Communicated to those responsible for delivery is either irregular or ad-hoc.	The plan(s) are communicated to most of those responsible for delivery but there are weaknesses in identifying relevant parties resulting in incomplete or inappropriate communication. The organisation recognises improvement is needed as is working towards resolution.	The plan(s) are communicated to all relevant employees, stakeholders and contracted service providers to a level of detail appropriate to their participation or business interests in the delivery of the plan(s) and there is confirmation that they are being used effectively.	The organisation's process(es) surpass the standard required to comply with requirements set out in a recognised standard. The assessor is advised to note in the Evidence section why this is the case and the evidence seen.
29	Asset management plan(s)	How are designated responsibilities for delivery of asset plan actions documented?	The organisation has not documented responsibilities for delivery of asset plan actions.	Asset management plan(s) inconsistently document responsibilities for delivery of plan actions and activities and/or responsibilities and authorities for implementation inadequate and/or delegation level inadequate to ensure effective delivery and/or contain misalignments with organisational accountability.	Asset management plan(s) consistently document responsibilities for the delivery of actions but responsibility/authority levels are inappropriate/inadequate, and/or there are misalignments within the organisation.	Asset management plan(s) consistently document responsibilities for the delivery actions and there is adequate detail to enable delivery of actions. Designated responsibility and authority for achievement of asset plan actions is appropriate.	The organisation's process(es) surpass the standard required to comply with requirements set out in a recognised standard. The assessor is advised to note in the Evidence section why this is the case and the evidence seen.
31	Asset management plan(s)	What has the organisation done to ensure that appropriate arrangements are made available for the efficient and cost effective implementation of the plan(s)? (Note this is about resources and enabling support)	The organisation has not considered the arrangements needed for the effective implementation of plan(s).	The organisation recognises the need to ensure appropriate arrangements are in place for implementation of asset management plan(s) and is in the process of determining an appropriate approach for achieving this.	The organisation has arrangements in place for the implementation of asset management plan(s) but the arrangements are not yet adequately efficient and/or effective. The organisation is working to resolve existing weaknesses.	The organisation's arrangements fully cover all the requirements for the efficient and cost effective implementation of asset management plan(s) and realistically address the resources and timescales required, and any changes needed to functional policies, standards, processes and the asset management information system.	The organisation's process(es) surpass the standard required to comply with requirements set out in a recognised standard. The assessor is advised to note in the Evidence section why this is the case and the evidence seen.
33	Contingency planning	What plan(s) and procedure(s) does the organisation have for identifying and responding to incidents and emergency situations and ensuring continuity of critical asset management activities?	The organisation has not considered the need to establish plan(s) and procedure(s) to identify and respond to incidents and emergency situations.	The organisation has some ad-hoc arrangements to deal with incidents and emergency situations, but these have been developed on a reactive basis in response to specific events that have occurred in the past.	Most credible incidents and emergency situations are identified. Either appropriate plan(s) and procedure(s) are incomplete for critical activities or they are inadequate. Training/ external alignment may be incomplete.	Appropriate emergency plan(s) and procedure(s) are in place to respond to credible incidents and manage continuity of critical asset management activities consistent with policies and asset management objectives. Training and external agency alignment is in place.	The organisation's process(es) surpass the standard required to comply with requirements set out in a recognised standard. The assessor is advised to note in the Evidence section why this is the case and the evidence seen.

SCHEDULE 13: REPORT ON ASSET MANAGEMENT MATURITY (cont)						
<p style="text-align: right;">Company Name AMP Planning Period Asset Management Standard Applied</p> <p style="text-align: center;">GasNet Limited 1 July 2022 – 30 June 2022 ISO 55000 series</p>						
Question No.	Function	Question	Score	Evidence – Summary	Urg. Guidance	Why
37	Structure, authority and responsibilities	What has the organization done to appoint member(s) of its management team to be responsible for ensuring that the organization's assets deliver the requirements of the asset management strategy, objectives and plan(s)?	2	The three Section Managers are each directly responsible to the General Manager and collectively responsible for delivery of the company's business requirements. Each Section is functionally based with little scope for confusion. Roles and responsibilities are clearly defined in Position Descriptions and delegated authorities are clearly understood and reflected in the managers' performance and behaviour.		In order to ensure that the organization's assets and asset systems deliver the requirements of the asset management policy, strategy and objectives responsibilities need to be allocated to appropriate people who have the necessary authority to fulfil their responsibilities. (This question, relates to the organization's assets eg para b). > 4.4.1 of PAS 55, making it therefore distinct from the requirement contained in para a). > 4.4.1 of PAS 55).
40	Structure, authority and responsibilities	What evidence can the organization's top management provide to demonstrate that sufficient resources are available for asset management?	2	GasNet's Management Team is highly effective at identifying and managing resourcing issues and needs as they are identified or become apparent. In addition to their management responsibilities the managers are operational and work closely with their direct reports within the same small office environment. The Management Team is efficient because of its active participation and also in making changes when necessary to ensure business requirements are met. Where the change requires additional resources and/or guidance from the Board, the General Manager has access to a designated Director outside of official Board meetings, and has a good working relationship with the Board during meetings. The Management Team is constantly aware of the increasing and changing resourcing needs, particularly given the recent changes in safety and commercial legislation and has made a number of significant resourcing changes. The asset management resourcing		Optimal asset management requires top management to ensure sufficient resources are available. In this context the term 'resources' includes manpower, materials, funding and service provider support.
42	Structure, authority and responsibilities	To what degree does the organization's top management communicate the importance of meeting its asset management requirements?	2	Each of the three Section Managers that along with the General Manager make up the Management Team manage a small number of direct reports with whom regular operational meetings are held. With the relatively small number of employees GasNet could not operate effectively if individuals did not have a good understanding of what they are required to do and what is expected of others. In addition to the formal and informal communication from their managers, all office based employees operate out of a single open plan office effectively exposing them to all aspects of GasNet's business activities both strategic and operational, with a consequence that		Widely used AM practice standards require an organization to communicate the importance of meeting its asset management requirements such that personnel fully understand, take ownership of, and are fully engaged in the delivery of the asset management requirements (eg, PAS 55 > 4.4.1g).
45	Outsourcing of asset management activities	Where the organization has outsourced some of its asset management activities, how has it ensured that appropriate controls are in place to ensure the compliant delivery of its organizational strategic plan, and its asset management policy and strategy?	N/A	GasNet does outsource physical contract works but does not outsource asset management activities. GasNet has, and will continue to seek, occasional ad hoc specialist support from external parties, but whenever it does the responsibility for the activity remains clearly with the relevant Manager.		Where an organization chooses to outsource some of its asset management activities, the organization must ensure that those outsourced process(es) are under appropriate control to ensure that all the requirements of widely used AM standards (eg, PAS 55) are in place, and the asset management policy, strategy objectives and plan(s) are delivered. This includes ensuring capabilities and resources across a time span aligned to life cycle management. The organization must put arrangements in place to control the outsourced activities, whether it be to external providers or to other in-house departments. This question explores what the organization does in this regard.
						<p>Why Top management. People with management responsibility for the delivery of asset management policy, strategy, objectives and plan(s). People working on asset-related activities.</p> <p>Record/Documented Information Evidence that managers with responsibility for the delivery of asset management policy, strategy, objectives and plan(s) have been appointed and have assumed their responsibilities. Evidence may include the organization's documented relating to its asset management system, organizational chart, job descriptions of post-holders, annual targets/objectives and personal development plan(s) of post-holders as appropriate.</p> <p>Urg. Guidance Evidence demonstrating that asset management plan(s) and/or the process(es) for asset management plan implementation consider the provision of adequate resources in both the short and long term. Resources include funding, materials, equipment, services provided by third parties and personnel (internal and service providers) with appropriate skills, competencies and knowledge.</p> <p>Why Top management. The management team that has overall responsibility for asset management. Risk management team. The organization's managers involved in day-to-day supervision of asset-related activities, such as frontline managers, engineers, foreman and chargehands as appropriate.</p> <p>Record/Documented Information Evidence of such activities as road shows, written bulletins, workshops, team talks and management walkabouts would assist an organization to demonstrate it is meeting this requirement of PAS 55.</p> <p>Why Top management. The management team that has overall responsibility for asset management. People involved in the delivery of the asset management requirements.</p> <p>Record/Documented Information The organization's arrangements that detail the compliance required of the outsourced activities. For example, this could form part of a contract or service level agreement between the organization and the suppliers of its outsourced activities. Evidence that the organization has demonstrated to itself that it has assurance of compliance of outsourced activities.</p>

Document No: GNZ-012	Document Name: Asset Management Plan (AMP)	Effective from: 1 July 2022	Version: 11.0
Responsible Manager: General Manager	Approved by Directors: 30 June 2022	Page 90 of 103	

SCHEDULE 13: REPORT ON ASSET MANAGEMENT MATURITY (cont)

Question No.	Function	Question	Maturity Level 0	Maturity Level 1	Maturity Level 2	Maturity Level 3	Maturity Level 4
37	Structure, authority and responsibilities	What has the organisation done to appoint member(s) of its management team to be responsible for ensuring that the organisation's assets deliver the requirements of management strategy, objectives and plan(s)?	Top management has not considered the need to appoint a person or persons to ensure that the organisation's assets deliver the requirements of management strategy, objectives and plan(s).	Top management understands the need to appoint a person or persons to ensure that the organisation's assets deliver the requirements of management strategy, objectives and plan(s).	Top management has appointed an appropriate person to ensure the assets deliver the requirements of management strategy, objectives and plan(s) but their areas of responsibility are not fully defined and/or they have insufficient delegated authority to fully execute their responsibilities.	The appointed person or persons have full responsibility for ensuring that the organisation's assets deliver the requirements of the asset management strategy, objectives and plan(s). They have been given the necessary authority to achieve this.	The organisation's process(es) surpasses the standard required to comply with requirements set out in a recognised standard. The assessor is advised to note in the Evidence section why this is the case and the evidence seen.
40	Structure, authority and responsibilities	What evidence can the organisation's top management provide to demonstrate that sufficient resources are available for asset management?	The organisation's top management has not considered the resources required to deliver asset management.	The organisation's top management understands the need for sufficient resources but there are no effective mechanisms in place to ensure this is the case.	A process exists for determining what resources are required for asset management activities and in most cases these are available but in some instances resources remain inefficient.	An effective process exists for determining the resources needed for asset management and sufficient resources are available. It can be demonstrated that resources are matched to asset management requirements.	The organisation's process(es) surpasses the standard required to comply with requirements set out in a recognised standard. The assessor is advised to note in the Evidence section why this is the case and the evidence seen.
42	Structure, authority and responsibilities	To what degree does the organisation's top management communicate the importance of meeting its asset management requirements?	The organisation's top management has not considered the need to communicate the importance of meeting asset management requirements.	The organisation's top management understands the need to communicate the importance of meeting its asset management requirements but does not do so.	Top management communicates the importance of meeting its asset management requirements but only to parts of the organisation.	Top management communicates the importance of meeting its asset management requirements to all relevant parts of the organisation.	The organisation's process(es) surpasses the standard required to comply with requirements set out in a recognised standard. The assessor is advised to note in the Evidence section why this is the case and the evidence seen.
45	Outsourcing of asset management activities	Where the organisation has outsourced some of its asset management activities, how has it ensured that appropriate controls are in place to ensure the compliant delivery of its organisational strategic plan, and its asset management policy and strategy?	The organisation has not considered the need to put controls in place.	The organisation controls its outsourced activities on an ad-hoc basis with little regard for ensuring the compliant delivery of the organisational strategic plan and/or its asset management policy and strategy.	Controls systematically considered but currently only provide for the compliant delivery of some, but not all, aspects of the organisational strategic plan and/or its asset management policy and strategy. Gaps exist.	Evidence exists to demonstrate that outsourced activities are appropriately controlled to provide for the compliant delivery of the organisational strategic plan, asset management policy and strategy, and that these controls are integrated into the asset management system.	The organisation's process(es) surpasses the standard required to comply with requirements set out in a recognised standard. The assessor is advised to note in the Evidence section why this is the case and the evidence seen.

SCHEDULE 13: REPORT ON ASSET MANAGEMENT MATURITY (cont)

Question No.	Function	Question	Score	Evidence – Summary	User Guidance	Why	Who	Record/Documented Information
43	Training, awareness and competence	How does the organisation develop plan(s) for the human resources required to undertake asset management activities - including the development and delivery of asset management strategy, processes, objectives and plan(s)?	1.5	With clearly defined Position Descriptions within a functionally based organisational structure, the responsibilities and expectations from each employee are well documented and understood by all. All employees are subject to an annual Personal Performance and Development Review (PPDR) attended by their supervisor/manager and manager/General Manager, where their performance over the past 12 months is reviewed, performance targets for the next 12 months are set and agreed, and any training needs resulting from personal development of changing business needs are discussed and agreed.		There is a need for an organisation to demonstrate that it has considered what resources are required to develop and implement its asset management system. There is also a need for the organisation to demonstrate that it has assessed what development plan(s) are required to provide its human resources with the skills and competencies to develop and implement its asset management systems. The timescales over which the plan(s) are relevant should be commensurate with the planning horizons within the asset management strategy considers e.g. if the asset management strategy considers 5, 10 and 15 year time scales then the human resource development plan(s) should align with these. Resources include both 'in house' and external resources who undertake asset management activities.	Senior management responsible for agreement of plan(s). Managers responsible for developing asset management strategy and plan(s). Managers with responsibility for development and recruitment of staff (including HR functions). Staff responsible for training. Procurement officers. Contracted service providers.	Evidence of analysis of future work load plan(s) in terms of human resources. Document(s) containing analysis of the organisation's own direct resources and contractors resource capability over suitable timescales. Evidence, such as minutes of meetings, that suitable management forums are monitoring human resources development plan(s). Training plan(s), personal development plan(s), contract and service level agreements.
43	Training, awareness and competence	How does the organisation identify competency requirements and then plan, provide and record the training necessary to achieve the competences?	2	Requirements for change are guided by GasNet's Change Management Policy as a result of an identified need or deficiency occurring following an incident or non-conformance of a system or process, or during the annual Personal Performance and Development Review (PPDR). The annual training budget is based on a training plan developed at the time the budget is prepared and is based on the plan rather than a nominal percentage of salary target. Competences achieved are recorded in the employees Personnel File and in the Risk Manager application.		Widely used AM standards require that organisations to undertake a systematic identification of the asset management awareness and competencies required at each level and function within the organisation. Once identified the training required to be provided for delivery in a timely and systematic way. Any training provided must be recorded and maintained in a suitable format. Where an organisation has contracted service providers in place then it should have a means to demonstrate that their requirement is being met for their employees. (e.g. PAS 55 refers to frameworks suitable for identifying competency requirements).	Senior management responsible for agreement of plan(s). Managers responsible for developing asset management strategy and plan(s). Managers with responsibility for development and recruitment of staff (including HR functions). Staff responsible for training. Procurement officers. Contracted service providers.	Evidence of an established and applied competency requirements assessment process and plan(s) in place to deliver the required training. Evidence that the training programme is part of a wider, co-ordinated asset management activities training and competency programme. Evidence that training activities are recorded and that records are readily available (for both direct and contracted service provider staff) e.g. via organisation wide information system or local records database.
50	Training, awareness and competence	How does the organisation ensure that persons under its direct control undertaking asset management related activities have an appropriate level of competence in terms of education, training or experience?	2	Each of the three Section Managers have an appropriate and relevant combination of qualifications and experience required for the position they hold. The Engineering Manager, a key asset management role, has two NZCE's; the first in Mechanical Engineering and the second in Gas, combined with 30 years experience covering all aspects of natural gas distribution engineering. The General Manager has understanding of the ISO 55000 series of Standards and is a certified asset management assessor CIMA. The 4 T-technicians have all been trained under the NZ qualifications framework to National Certificate Levels 3 and 4 in accordance with NZ Gas Industry minimum competency requirements as specified in the GANZ Certificate of Competency Framework. In addition to this platform of qualifications, experience and competencies it is also noted that:		A critical success factor for the effective development and implementation of an asset management system is the competence of persons undertaking these activities; organisations should have effective means in place for ensuring the competence of employees to carry out their designated asset management function(s). Where an organisation has contracted service providers undertaking elements of its asset management system then the organisation should ensure that the outsourced service provider also has suitable arrangements in place to manage the competence of its employees. The organisation should ensure that the individual and corporate competence it requires are in place and actively monitor, develop and maintain an appropriate balance of these competencies.	Managers, supervisors, persons responsible for developing training programmes. Staff responsible for procurement and service agreements. HR staff and those responsible for recruitment.	Evidence of a competency assessment framework that aligns with established frameworks such as the asset management Competencies Requirements Framework (Version 2.0), National Occupational Standards for Management and Leadership, UK Standard for Professional Engineering Competences, Engineering Council, 2005.
53	Communication, participation and consultation	How does the organisation ensure that pertinent asset management information is effectively communicated to and from employees and other stakeholders, including contracted service providers?	2	GasNet provides its employees open access to required documentation through the Company Intranet, with the exception of commercially sensitive and confidential documents and information. Where there is an identified need for a specific group or individual in respect of information whether it be asset management or any other information, the relevant manager will ensure those needs are met. There is a good communication link between the Management Team and the Board of Directors via the General Manager and regularly reporting to the Board on a monthly basis. In view of the low level of activity and		Widely used AM practice standards require that pertinent asset management information is effectively communicated to and from employees and other stakeholders including contracted service providers. Pertinent information refers to information required in order to effectively and efficiently comply with and deliver asset management strategy, plan(s) and objectives. This will include for example the communication of the asset management policy, asset performance information, and planning information as appropriate to contractors.	Top management and senior management representative(s), employee representative(s), employee's trade union representative(s), contracted service provider management and employee representative(s), representative(s) from the organisation's Health, Safety and Environmental team. Key stakeholder representative(s).	Asset management policy statement prominently displayed on notice boards, intranet and internet; use of organisation's website for displaying asset performance data; evidence of formal briefings to employees, stakeholders and contracted service providers; evidence of inclusion of asset management issues in team meetings and contracted services provider contract meetings; newsletters, etc.

SCHEDULE 13: REPORT ON ASSET MANAGEMENT MATURITY (cont)

Question No.	Function	Question	Maturity Level 0	Maturity Level 1	Maturity Level 2	Maturity Level 3	Maturity Level 4
48	Training, awareness and competence	How does the organization develop plan(s) for the human resources required to undertake asset management activities - including the development and delivery of asset management strategy, process(es), objectives and plan(s)?	The organization has not recognized the need for assessing human resources requirements to develop and implement its asset management system.	The organization has recognized the need to assess its human resources requirements and to develop a plan(s). There is limited recognition of the need to align these with the development and implementation of its asset management system.	The organization has developed a strategic approach to aligning competencies and human resources to the asset management system including the asset management plan but the work is incomplete or has not been consistently implemented.	The organization can demonstrate that plan(s) are in place and effective in matching competencies and capabilities to the asset management system including the plan for both internal and contracted activities. Plans are reviewed integral to asset management system process(es).	The organization's process(es) surpass the standard required to comply with requirements set out in a recognised standard. The assessor is advised to note in the Evidence section why this is the case and the evidence seen.
49	Training, awareness and competence	How does the organization identify competency requirements and then plan, provide and record the training necessary to achieve the competencies?	The organization does not have any means in place to identify competency requirements.	The organization has recognized the need to identify competency requirements and then plan, provide and record the training necessary to achieve the competencies.	The organization is in the process of identifying competency requirements aligned to the asset management plan(s) and then plan, provide and record appropriate training. It is incomplete or inconsistently applied.	Competency requirements are in place and aligned with asset management plan(s). Plans are in place and effective in providing the training necessary to achieve the competencies. A structured means of recording the competencies achieved is in place.	The organization's process(es) surpass the standard required to comply with requirements set out in a recognised standard. The assessor is advised to note in the Evidence section why this is the case and the evidence seen.
50	Training, awareness and competence	How does the organization ensure that persons under its direct control undertaking asset management related activities have an appropriate level of competence in terms of education, training or experience?	The organization has not recognized the need to assess the competence of person(s) undertaking asset management related activities.	Competency of staff undertaking asset management related activities is not managed or assessed in a structured way, other than formal requirements for legal compliance and safety management.	The organization is in the process of putting in place a means for assessing the competence of person(s) involved in asset management activities including contractors. There are gaps and inconsistencies.	Competency requirements are identified and assessed for all persons carrying out asset management related activities - internal and contracted. Requirements are reviewed and staff reassessed at appropriate intervals aligned to asset management requirements.	The organization's process(es) surpass the standard required to comply with requirements set out in a recognised standard. The assessor is advised to note in the Evidence section why this is the case and the evidence seen.
53	Communication, participation and consultation	How does the organization ensure that pertinent asset management information is effectively communicated to and from employees and other stakeholders, including contracted service providers?	The organization has not recognized the need to formally communicate any asset management information.	There is evidence that the pertinent asset management information to be shared along with those to share it with is being determined.	The organization has determined pertinent information and relevant parties. Some effective two way communication is in place but as yet not all relevant parties are clear on their roles and responsibilities with respect to asset management information.	Two way communication is in place between all relevant parties, ensuring that information is effectively communicated to match the requirements of asset management strategy, plan(s) and process(es). Pertinent asset information requirements are regularly reviewed.	The organization's process(es) surpass the standard required to comply with requirements set out in a recognised standard. The assessor is advised to note in the Evidence section why this is the case and the evidence seen.

SCHEDULE 13: REPORT ON ASSET MANAGEMENT MATURITY (cont)									
<p>Company Name GasNet Limited AMP Planning Period 1 July 2022 – 30 June 2022 Asset Management Standard Applied ISO 55000 series</p>									
Question No.	Function	Question	Score	Evidence – Summary	User Guidance	Why	Who	Record/Documented Information	
59	Asset Management System documentation	What documentation has the organisation established to describe the main elements of its asset management system and interactions between them?	2.5	GasNet has an extensive range of documentation to support its asset management, such as policies, procedures and plans integrated with its risk management, public and workplace safety management systems. The review processes referred to in the AMP and its alignment with the regulatory requirements under the IDD will provide the catalyst for the identification of any gaps in the existing systems and documentation, and formalisation of the asset management system.	Widely used AM practice standards require an organisation maintain up to date documentation that ensures that its asset management systems (ie, the systems the organisation has in place to meet the standards) can be understood, communicated and operated. (eg, 4.5 of PAS 55 requires the maintenance of up to date documentation of the asset management system requirements specified throughout 4.4 of PAS 55).	The documented information describing the main elements of the asset management system (process(es) and their interaction).	The management team that has overall responsibility for asset management. Managers engaged in asset management activities.		
62	Information management	What has the organisation done to determine what its information system(s) should contain in order to support its asset management system?	2	As GasNet's AMP has evolved so has GasNet's need for information and systems to support it. The first full AMP published in 2017 demanded significant additional information that whilst the majority was readily available and accessible, it was acknowledged that repeatability and reliability of the information source was critical to GasNet's management of its assets and production of a credible and defensible AMP's in the future. GasNet has invested in an asset management software application and is committed to undertaking further review of the enhanced information and system requirements as well as the additional requirements necessary to GasNet's management of assets.	Effective asset management requires appropriate information to be available. Widely used AM standards therefore require the organisation to identify the asset management information it requires in order to support its asset management system. Some of the information required may be held by suppliers. The maintenance and development of asset management information systems is a poorly understood specialist activity that is akin to IT management but different from IT management. This group of questions provides some indications as to whether the capability is available and applied. Note: To be effective, an asset information management system requires the mobilisation of technology, people and process(es) that create, secure, make available and destroy the information required to support the asset management system.	The organisation's strategic planning team. The management team that has overall responsibility for asset management. Information management team. Operations, maintenance and engineering managers		Details of the process the organisation has employed to determine what its asset information system should contain in order to support its asset management system. Evidence that this has been effectively implemented.	
63	Information management	How does the organisation maintain its asset management information system(s) and ensure that the data held within it (them) is of the requisite quality and accuracy and is consistent?	2	GasNet has developed a robust document management system combined with registers providing a record of documents held and their status. GasNet has identified its GIS, MIDs and KernMobile applications as its core asset information systems and with access limited to only a few personnel with the authority to change and update data, the reliance is on the competency of the persons making those changes to maintain quality. With its increasing use and dependency on electronic based data, the reliance is on the competency of the persons making those changes to maintain quality. With its increasing use and dependency on electronic based data, the reliance is on the competency of the persons making those changes to maintain quality. With its increasing use and dependency on electronic based data, the reliance is on the competency of the persons making those changes to maintain quality.	The response to the questions is progressive. A higher score cannot be awarded without achieving the requirements of the lower score. This question explores how the organisation ensure that information management meets widely used AM practice requirements (eg, 4.4.6 (b), (c) and (d) of PAS 55).	The management team that has overall responsibility for asset management. Users of the organisational information systems.		The asset management information system, together with the policies, procedure(s), improvement initiatives and audits regarding information controls.	
64	Information management	How has the organisation's asset management information system is relevant to its needs?	2	GasNet's asset management information system is based predominantly around its key software applications with data held in electronic format. As GasNet's needs for information have increased over recent years so has the availability of data from the information system. Driven largely from the regulatory changes in 2013 GasNet is now able to produce extensive information from its system which is both reliable and repeatable. GasNet is confident that as its needs change in coming years for more or different asset related information it will be able to be accommodated within its existing information system. The ease at which GasNet was able to provide the additional information for its 2017 AMP is evidence of its ability to meet its needs.	Widely used AM standards need not be prescriptive about the form of the asset management information system, but simply require that the asset management information system is appropriate to the organisational needs, which is consistent and can supply information which is consistent and of the requisite quality and accuracy.	The organisation's strategic planning team. The management team that has overall responsibility for asset management. Information management team. Users of the organisational information systems.		The documented process the organisation employs to ensure its asset management information system aligns with its asset management requirements. Minutes of information systems review meetings involving users.	

Document No: GNZ-012	Document Name: Asset Management Plan (AMP)	Effective from:	1 July 2022	Version: 11.0
Responsible Manager: General Manager		Approved by Directors:	30 June 2022	Page 94 of 103

SCHEDULE 13: REPORT ON ASSET MANAGEMENT MATURITY (cont)

Question No.	Function	Questions	Maturity Level 0	Maturity Level 1	Maturity Level 2	Maturity Level 3	Maturity Level 4
59	Asset Management System documentation	What documentation has the organization established to describe the main elements of its asset management system and interactions between them?	The organization has not established documentation that describes the main elements of the asset management system.	The organization is aware of the need to put documentation in place and is in the process of determining how to document the main elements of its asset management system.	The organization in the process of documenting its asset management system and has documentation in place that describes some, but not all, of the main elements of its asset management system and their interaction.	The organization has established documentation that comprehensively describes all the main elements of its asset management system and the interactions between them. The documentation is kept up to date.	The organization's process(es) surpass the standard required to comply with requirements set out in a recognised standard. The assessor is advised to note in the Evidence section why this is the case and the evidence seen.
62	Information management	What has the organization done to determine what its asset management information system(s) should contain in order to support its asset management system?	The organization has not considered what asset management information is required.	The organization is aware of the need to determine in a structured manner what its asset information system should contain in order to support its asset management system and is in the process of deciding how to do this.	The organization has developed a structured process to determine what its asset information system should contain in order to support its asset management system and has commenced implementation of the process.	The organization has determined what its asset information system should contain in order to support its asset management system. The requirements relate to the whole life cycle and cover information originating from both internal and external sources.	The organization's process(es) surpass the standard required to comply with requirements set out in a recognised standard. The assessor is advised to note in the Evidence section why this is the case and the evidence seen.
63	Information management	How does the organization maintain its asset management information system(s) and ensure that the data held within it (them) is of the requisite quality and accuracy and is consistent?	There are no formal controls in place or controls are extremely limited in scope and/or effectiveness.	The organization is aware of the need for effective controls and is in the process of developing an appropriate control process(es).	The organization has developed a controls that will ensure the data held is of the requisite quality and accuracy and is consistent and is in the process of implementing them.	The organization has effective controls in place that ensure the data held is of the requisite quality and accuracy and is consistent. The controls are regularly reviewed and improved where necessary.	The organization's process(es) surpass the standard required to comply with requirements set out in a recognised standard. The assessor is advised to note in the Evidence section why this is the case and the evidence seen.
64	Information management	How has the organization's ensured its asset management information system is relevant to its needs?	The organization has not considered the need to determine the relevance of its management information system. At present there are major gaps between what the information system provides and the organizations needs.	The organization understands the need to ensure its asset management information system is relevant to its needs and is determining an appropriate means by which it will achieve this. At present there are significant gaps between what the information system provides and the organizations needs.	The organization has developed and is implementing a process to ensure its asset management information system is relevant to its needs. Gaps between what the information system provides and the organizations needs have been identified and action is being taken to close them.	The organization's asset management information system aligns with its asset management requirements. Users can confirm that it is relevant to their needs.	The organization's process(es) surpass the standard required to comply with requirements set out in a recognised standard. The assessor is advised to note in the Evidence section why this is the case and the evidence seen.

Document No: GNZ-012	Document Name: Asset Management Plan (AMP)	Effective from: 1 July 2022	Version: 11.0
Responsible Manager: General Manager	Approved by Directors:	30 June 2022	Page 95 of 103

SCHEDULE 13: REPORT ON ASSET MANAGEMENT MATURITY (cont)

Question No.	Function	Question	Score	Evidence – Summary	Use of Guidance	Why	Who	Record/Documented Information
69	Risk management process(es)	How has the organisation ensured that the results of risk assessment process(es) and/or procedure(s) for the identification and assessment of asset and asset management related risks throughout the asset life cycle?	2	GasNet risk management system is governed by its Risk Management Policy which addresses all forms of risk to which the company is or may be exposed. Implementation of GasNet's Public Safety Management System in 2019 formalized the management risk with a particular focus on safety and asset related risks.		Risk management is an important foundation for proactive asset management. Its overall purpose is to understand the cause, effect and likelihood of adverse events occurring, to optimally manage such risks to an acceptable level, and to provide an audit trail for the management of risks. Widely used standards require the organisation to have process(es) and/or procedure(s) in place that set out how the organisation identifies and assesses asset and asset management related risks. The risks have to be considered across the four phases of the asset lifecycle (eg. para 4.3.3 of PAS 55).	The top management team in conjunction with the organisation's senior risk management representatives. There may also be input from the organisation's Safety, Health and Environment team. Staff who carry out risk identification and assessment.	The organisation's risk management framework and/or evidence of specific process(es) and/or procedure(s) that deal with risk control mechanisms. Evidence that the process(es) and/or procedure(s) are implemented across the business and maintained. Evidence of agendas and minutes from risk management meetings. Evidence of feedback in to process(es) and/or procedure(s) as a result of incident investigation(s). Risk registers and assessments.
79	Use and maintenance of asset risk information	How does the organisation ensure that the results of risk assessment provide input into the identification of adequate resources and training and competency needs?	1	With the safety considerations inherent in a natural gas infrastructure business, the management of risk has become naturally embedded within GasNet's business processes and activities. With close alignment to the hazard and risk management processes required under the workplace health and safety legislation and as asset related risk is often identified in conjunction with health and safety related risks, the focus on managing asset risk information is not new to GasNet or its employees. It is acknowledged however that by formalising its asset		Widely used AM standards require that the output from risk assessments are considered and that adequate resources (including staff) and training is identified to match the requirements. It is a further requirement that the effects of the control measures are considered, so there may be implications in resources and training required to achieve other objectives.	Staff responsible for risk assessment and those responsible for developing and approving resource and training plan(s). There may also be input from the organisation's Safety, Health and Environment team.	The organisation's risk management framework. The organisation's resourcing plan(s) and training and competency plan(s). The organisation should be able to demonstrate appropriate linkages between the content of resource plan(s) and training and competency plan(s) to the risk assessments and risk control measures that have been developed.
82	Legal and other requirements	What procedures does the organisation have to identify and provide access to its legal, regulatory, statutory requirements, and how is requirements incorporated into the asset management system?	2	In accordance with its Compliance Policy, GasNet has published its comprehensive legislation register applying across all business interests of the company, accessible to all employees via its intranet. The register provides the specific items of legislation and covers acts, regulations, standards, codes of practice and guidelines, with active links to documents where they are available on the web. In addition, GasNet is a member of the Gas Association of New Zealand, LPG Association, subscribes to small notifications from the Gas Industry Company and is either a member itself, or individual employees are members of, a range		In order for an organisation to comply with its legal, regulatory, statutory and other asset management requirements, the organisation first needs to ensure that it knows what they are (eg. PAS 55 specifies this in § 4.4.0). It is necessary to have systematic and auditable mechanisms in place to identify new and changing requirements. Widely used AM standards also require that requirements are incorporated into the asset management system (e.g. procedure(s) and process(es))	Top management. The organisation's regulatory team. The organisation's legal team or advisors. The management team with overall responsibility for the asset management system. The organisation's health and safety team or advisors. The organisation's policy making team.	The organisational processes and procedures for securing information of this type is identified, made accessible to those requiring the information and is incorporated into asset management strategy and objectives
88	Life Cycle Activities	How does the organisation establish implement and maintain process(es) for the implementation of its asset management plan(s) and control of activities across the creation, acquisition or enhancement of assets. This includes design, modification, procurement, construction and commissioning activities?	2	GasNet has an extensive documentation framework comprising policies, procedures and plans. Whilst acknowledging that there are identified gaps in documentation and systems, they are diminishing and will be completed as a matter of course and with the appropriate priority. Development of new or changes to an existing process or document are undertaken with the oversight of the relevant section manager, management team, General Manager or Board of Directors as appropriate.		Life cycle activities are about the implementation of asset management plan(s) i.e. they are the "doing" phases. They need to be done effectively and well in order for asset management to have any practical meaning. As a consequence, widely used standards (eg. PAS 55 § 4.5.1) require organisations to have in place appropriate process(es) and procedure(s) for the implementation of asset management plan(s) and control of lifecycle activities. This question explores those aspects relevant to asset creation,	Asset managers, design staff, construction staff and project managers from other impacted areas of the business, eg. Procurement	Documented process(es) and procedure(s) which are relevant to demonstrating the effective management and control of life cycle activities including design, modification, procurement, construction and commissioning.

SCHEDULE 13: REPORT ON ASSET MANAGEMENT MATURITY (cont)

Quartile No.	Function	Question	Maturity Level 0	Maturity Level 1	Maturity Level 2	Maturity Level 3	Maturity Level 4
63	Risk management process(es)	How has the organisation documented process(es) and/or procedure(s) for the identification and assessment of asset and asset management related risks throughout the asset life cycle?	The organisation has not considered the need to document process(es) and/or procedure(s) for the identification and assessment of asset and asset management related risks throughout the asset life cycle.	The organisation is aware of the need to document the management of asset related risk across the asset lifecycle. The organisation has plan(s) to formally document all relevant process(es) and procedure(s) or has already commenced this activity.	The organisation is in the process of documenting the identification and assessment of asset related risk across the asset lifecycle but it is incomplete or there are inconsistencies between approaches and a lack of integration.	Identification and assessment of asset related risk across the asset lifecycle is fully documented. The organisation can demonstrate that appropriate documented mechanisms are integrated across life cycle phases and are being consistently applied.	The organisation's process(es) surpass the standard required to comply with requirements set out in a recognised standard. The assessor is advised to note in the Evidence section why this is the case and the evidence seen.
79	Use and maintenance of asset risk information	How does the organisation ensure that the results of risk assessments provide input into the identification of adequate resources and training and competency needs?	The organisation has not considered the need to conduct risk assessments.	The organisation is aware of the need to consider the results of risk assessments and effects of risk control measures to provide input into reviews of resources, training and competency needs. Current input is typically ad-hoc and reactive.	The organisation is in the process ensuring that outputs of risk assessment are included in developing requirements for resources and training. The implementation is incomplete and there are gaps and inconsistencies.	Outputs from risk assessments are consistently and systematically used as inputs to develop resources, training and competency requirements. Examples and evidence is available.	The organisation's process(es) surpass the standard required to comply with requirements set out in a recognised standard. The assessor is advised to note in the Evidence section why this is the case and the evidence seen.
82	Legal and other requirements	What procedure does the organisation have to identify and provide access to its legal, regulatory, statutory and other asset management requirements, and how is requirements incorporated into the asset management system?	The organisation has not considered the need to identify its legal, regulatory, statutory and other asset management requirements.	The organisation identifies some its legal, regulatory, statutory and other asset management requirements, but this is done in an ad-hoc manner in the absence of a procedure.	The organisation has procedure(s) to identify its legal, regulatory, statutory and other asset management requirements, but the information is not kept up to date, inadequate or inconsistently managed.	Evidence exists to demonstrate that the organisation's legal, regulatory, statutory and other asset management requirements are identified and kept up to date. Systematic mechanisms for identifying relevant legal and statutory requirements.	The organisation's process(es) surpass the standard required to comply with requirements set out in a recognised standard. The assessor is advised to note in the Evidence section why this is the case and the evidence seen.
88	Life Cycle Activities	How does the organisation establish implement and maintain process(es) for the implementation of its asset management plan(s) and control of activities across the creation, acquisition or enhancement of assets. This includes design, modification, procurement, construction and commissioning activities?	The organisation does not have process(es) in place to manage and control the implementation of asset management plan(s) during activities related to asset creation including design, modification, procurement, construction and commissioning.	The organisation is aware of the need to have process(es) and control the implementation of asset management plan(s) during activities related to asset creation including design, modification, procurement, construction and commissioning but currently do not have these in place (note: procedure(s) may exist but they are inconsistent/incomplete).	The organisation is in the process of putting in place process(es) and procedure(s) to manage and control the implementation of asset management plan(s) during activities related to asset creation including design, modification, procurement, construction and commissioning. Gaps and inconsistencies are being addressed.	Effective process(es) and procedure(s) are in place to manage and control the implementation of asset management plan(s) during activities related to asset creation including design, modification, procurement, construction and commissioning.	The organisation's process(es) surpass the standard required to comply with requirements set out in a recognised standard. The assessor is advised to note in the Evidence section why this is the case and the evidence seen.

SCHEDULE 13: REPORT ON ASSET MANAGEMENT MATURITY (cont)							
Question No.	Function	Question	Score	Evidence - Summary	Users Guidance	Why	
31	Life Cycle Activities	How does the organisation ensure that process(es) for the implementation of asset maintenance (and inspection) of assets are sufficient to ensure activities are carried out under specified conditions, are consistent with asset management strategy and control cost?	2	GasNet has operated comprehensive asset maintenance regimes for a number of years, typically based on fixed interval preventative maintenance. Over time and with the recent introduction of risk based management under the gas safety and measurement regulations, GasNet has modified its practices to reflect the risk profile of the assets or their operation. With its small number of employees and the close working environment within which its employees operate, GasNet is well placed to implement change and take appropriate corrective action if an adverse event or incident should occur. There is little growth opportunities for GasNet within its existing footprint.	Having documented process(es) which ensure the asset management plan(s) are implemented in a manner consistent with the asset management policy, strategy and objectives and in such a way that cost, risk and asset system performance are appropriately controlled is critical. They are an essential part of turning intention into action (eg, as required by PAS 55 s 4.5.1).	Asset managers, operations managers, maintenance managers and project managers from other impacted areas of the business	
35	Performance and condition monitoring	How does the organisation measure the performance and condition of its assets?	2	GasNet has a good understanding of its assets and their condition due to the relatively small size of its network, the knowledge shared and gained within the small number of employees, and the longevity of operational personnel working on the assets. GasNet recognises the importance of capturing asset condition information within its asset management system and the benefits of measuring performance through the reporting of key performance indicators. In addition to performance measures reported in GasNet's disclosures and AMP, a number of logging performance measures are collected for management purposes and reported internally on a monthly basis to the Board of Directors. GasNet would welcome the introduction of further gas industry standard measures providing the opportunity for comparison with other operators.	Widely used AM standards require that organisations establish implement and maintain procedure(s) to monitor and measure the performance and/or condition of assets and asset systems. They further set out requirements in some detail for resolute and proactive monitoring, and logging/logging performance indicators together with the monitoring or results to provide input to corrective actions and continual improvement. There is an expectation that performance and condition monitoring will provide input to improving asset management strategy, objectives and plan(s).	A broad cross-section of the people involved in the organisation's asset-related activities from data input to decision-makers, i.e. an end-to-end assessment. This should include contractors and other relevant third parties as appropriate.	
39	Investigation of asset-related failures, incidents and nonconformities	How does the organisation ensure responsibility and the authority for the handling, investigation and mitigation of asset-related failures, incidents and emergency situations and non-conformances is clear, unambiguous, understood and communicated?	3	All incidents that occur on the gas network are investigated, with the details and findings recorded in GasNet's Risk Manager software application. The effort and extent to which an incident is investigated depends entirely on the type and nature of the event. Two managers have received formal training in incident investigation including the Engineering Manager who undertakes most investigations. There have been a few occasions where an external investigator has been engaged to undertake the investigation due typically to the complex nature of the incident and/or the need to ensure the interview process is robust and captures information which as closely as possible reflects the events that had occurred prior to and/or during the incident. GasNet's Corrective and Preventative Action Policy addresses	Widely used AM standards require that the organisation establishes implements and maintains procedure(s) for the handling and investigation of failures, incidents and non-conformances. Specifically this question examines the requirement to define clearly responsibilities and authorities for these activities, and communicate these unambiguously to relevant people including external stakeholders if appropriate.	The organisation's safety and environment management team. The team with overall responsibility for the management of the assets. People who have appointed roles within the asset-related investigation procedures, from those who carry out the investigations to senior management who review the recommendations. Operational controllers responsible for managing the asset base under fault conditions and maintaining services to consumers. Contractors and other third parties as appropriate.	
105	Audit	What has the organisation done to establish procedure(s) for the audit of its asset management system (process(es))?	1	GasNet is aware of the benefits of subjecting its systems and processes to an audit regime, whether it be internal or external or a combination of both. However it is also very aware that in an environment where there is increasing expectations from multiple stakeholders the audit must be well managed to ensure it achieves the desired outcomes both in terms of integrity and cost. A review of GasNet's risk management practices within the context of asset management planning was conducted by Commerce Commission in 2019. The findings of the review will assist to establish the audit requirements which	This question seeks to explore what the organisation has done to comply with the standard practice AM audit requirements (eg, the associated requirements of PAS 55 s 4.6.4 and its linkages to s 4.7).	The management team responsible for its asset management procedure(s). The team with overall responsibility for the management of the assets. Audit teams, together with key staff responsible for asset management. For example, Asset Management Director, Engineering Director. People with responsibility for carrying out risk assessments	
<p style="text-align: right;">Company Name: GasNet Limited AMP Planning Period: 1 July 2022 – 30 June 2023 Asset Management Standard Applied: ISO 55000 series</p>							
				Responsible for Information	Documented procedure for review. Documented procedure for audit or process delivery. Records of previous audits, improvement actions and documented confirmation that actions have been carried out.		
				Why	Functional policy and/or strategy documents for performance or condition monitoring and measurement. The organisation's performance monitoring frameworks, balanced scorecards etc. Evidence of the reviews of any appropriate performance indicators and the action lists resulting from these reviews. Reports and trend analysis using performance and condition information. Evidence of the use of performance and condition information shaping improvements and supporting asset management strategy, objectives and plan(s).		
				Who	Process(es) and procedure(s) for the handling, investigation and mitigation of asset-related failures, incidents and emergency situations and non-conformances. Documentation of assigned responsibilities and authority to employees. Job Descriptions. Audit reports. Common communication systems i.e. all Job Descriptions on Intranet etc.		
				Users Guidance	The organisation's asset-related audit procedure(s). The organisation's methodology(s) by which it determined the scope and frequency of the audits and the criteria by which it identified the appropriate audit personnel. Audit schedules, reports etc. Evidence of the procedure(s) by which the audit results are presented, together with any subsequent communications. The risk assessment schedule or risk registers.		

Document No: GNZ-012	Document Name: Asset Management Plan (AMP)	Effective from:	1 July 2022	Version: 11.0
Responsible Manager: General Manager		Approved by Directors:	30 June 2022	Page 98 of 103

SCHEDULE 13: REPORT ON ASSET MANAGEMENT MATURITY (cont)

Question No.	Function	Question	Maturity Level 0	Maturity Level 1	Maturity Level 2	Maturity Level 3	Maturity Level 4
31	Life Cycle Activities	How does the organization ensure that process(es) and/or procedure(s) for the implementation of asset management plan(s) and control of activities during maintenance (and inspection) of assets are sufficient to ensure activities are carried out under specified conditions, are consistent with asset management strategy and control cost.	The organization does not have process(es)/procedure(s) in place to control or manage the implementation of asset management plan(s) during this life cycle phase.	The organization is aware of the need to have process(es) and procedure(s) in place to manage and control the implementation of asset management plan(s) during this life cycle phase but currently do not have these in place and/or there is no mechanism for confirming they are effective and where needed modifying them.	The organization is in the process of putting in place process(es) and procedure(s) to manage and control the implementation of asset management plan(s) during this life cycle phase. They include a process for confirming the process(es)/procedure(s) are effective and if necessary carrying out modifications.	The organization has in place process(es) and procedure(s) to manage and control the implementation of asset management plan(s) during this life cycle phase. They include a process, which is itself regularly reviewed to ensure it is effective, for confirming the process(es)/ procedure(s) are effective and if necessary carrying out modifications.	The organization's process(es) surpass the standard required to comply with requirements set out in a recognised standard. The assessor is advised to note in the Evidence section why this is the case and the evidence seen.
35	Performance and condition monitoring	How does the organization measure the performance and condition of its assets?	The organization has not considered how to monitor the performance and condition of its assets.	The organization recognises the need for monitoring asset performance but has not developed a coherent approach. Measures are incomplete, predominantly reactive and lagging. There is no linkage to asset management objectives.	The organization is developing coherent asset performance monitoring linked to asset management objectives. Reactive and proactive measures are in place. Use is being made of leading indicators and analysis. Gaps and inconsistencies remain.	Consistent asset performance monitoring objectives is in place and universally used including reactive and proactive measures. Data quality management and review process are appropriate. Evidence of leading indicators and analysis.	The organization's process(es) surpass the standard required to comply with requirements set out in a recognised standard. The assessor is advised to note in the Evidence section why this is the case and the evidence seen.
39	Investigation of asset-related failures, incidents and nonconformities	How does the organization ensure responsibility and the authority for the handling, investigation and mitigation of asset-related failures, incidents and emergency situations and non conformance is clear, unambiguous, understood and communicated?	The organization has not considered the need to define the appropriate responsibilities and the authorities.	The organization understands the requirements and is in the process of determining how to define them.	The organization is in the process of defining the responsibilities and authorities with evidence. Alternatively there are some gaps or inconsistencies in the identified responsibilities/authorities.	The organization have defined the appropriate responsibilities and authorities and evidence is available to show that these are applied across the business and kept up to date.	The organization's process(es) surpass the standard required to comply with requirements set out in a recognised standard. The assessor is advised to note in the Evidence section why this is the case and the evidence seen.
105	Audit	What has the organization done to establish procedure(s) for the audit of its asset management system (process(es))?	The organization has not recognized the need to establish procedure(s) for the audit of its asset management system.	The organization understands the need for audit procedure(s) and is determining the appropriate scope, frequency and methodology(s).	The organization is establishing its audit procedure(s) but they do not yet cover all the appropriate asset-related activities.	The organization can demonstrate that its audit procedure(s) cover all the appropriate asset-related activities and the associated reporting of audit results. Audits are to an appropriate level of detail and consistently managed.	The organization's process(es) surpass the standard required to comply with requirements set out in a recognised standard. The assessor is advised to note in the Evidence section why this is the case and the evidence seen.

Document No: GNZ-012	Document Name: Asset Management Plan (AMP)	Effective from:	1 July 2022	Version: 11.0
Responsible Manager: General Manager		Approved by Directors:	30 June 2022	Page 99 of 103

SCHEDULE 13: REPORT ON ASSET MANAGEMENT MATURITY (cont)						
Question No.	Function	Question	Score	Evidence – Summary	Why	Who
103	Corrective & Preventative action	How does the organization investigate appropriate corrective and/or preventative actions to eliminate or prevent the cause of identified poor performance and non-conformance?	3	GasNet's Corrective and Preventative Actions Policy addresses issues of non-conformance and promotes the practice of continual improvement. With the investigation of every incident, event and near-miss occurrence, corrective actions are identified in almost every instance with few exceptions, and whilst in the majority of instances the improvements are minor in nature, they nevertheless contribute and confirm GasNet's commitment to continual improvement. With the ease of access to senior management, employees are encouraged to make their managers aware of any improvement opportunities, which in the case of the operational field Technicians are often discussed in the daily meeting with their supervisor.	Having investigated asset related failures, incidents and non-conformances, an organisation is required to implement preventative and corrective actions to address root causes. Incident and failure investigations are only useful if appropriate actions are taken as a result to assess changes to a business risk profile and ensure that appropriate arrangements are in place should a recurrence of the incident happen. Widely used AM standards also require that necessary changes arising from preventative or corrective action are made to the asset management system.	The management team responsible for its asset management procedure(s). The team with overall responsibility for the management of the assets. Audit and incident investigation teams. Staff responsible for planning and managing corrective and preventative actions.
113	Continual Improvement	How does the organization achieve continual improvement in the optimal combination of costs, asset related risks and the performance and condition of assets and asset systems across the whole life cycle?	1	The approval and implementation of the Corrective and Preventative Actions Policy provided the catalyst for formalising the existing practices embedded within GasNet's system and processes. Whilst GasNet had historically promoted and supported the identification of improvement opportunities (made easier by ease of access for all employees to their Section Manager and the General Manager) it is likely that there would have been opportunities missed through the absence of formal systems in place.	Widely used AM standards have requirements to establish, implement and maintain process(es)/procedure(s) for identifying, assessing, prioritising and implementing actions to achieve continual improvement. Specifically there is a requirement to demonstrate continual improvement in optimization of cost risk and performance/condition of assets across the life cycle. This question explores an organization's capabilities in this area—looking for systematic improvement mechanisms rather than reviews and audit (which are separately examined).	The top management of the organization. The manager/team responsible for managing the organization's asset management system, including its continual improvement. Managers responsible for policy development and implementation.
115	Continual Improvement	How does the organization seek and acquire knowledge about new asset management related technology and practices, and evaluate their potential benefit to the organisation?	2	GasNet has a history of active participation with persons and organisations external to its own operation and it identifies a gap in knowledge or capabilities will seek assistance or advice. Whilst GasNet had previously adopted the International Infrastructure Management Manual (IIMM) followed by the Publicly Available Specification on Asset Management (PAS 55:2008) in 2014, GasNet's latest Asset Management Policy approved and implemented on 17 June 2019 acknowledges the ISO 95000 suite of standards.	One important aspect of continual improvement is where an organisation looks beyond its existing boundaries and knowledge base to look at what 'new things' are on the market'. These new things can include equipment, process(es), tools, etc. An organisation which does this (eg. by the PAS 55 4.6 standards) will be able to demonstrate that it continually seeks to expand its knowledge of all things affecting its asset management approach and capabilities. The organization will be able to demonstrate that it identifies any such opportunities to improve, evaluates them for suitability to its own organisation and implements them as appropriate. This question explores an organisation's approach to this activity.	The top management of the organization. The manager/team responsible for managing the organization's asset management system, including its continual improvement. People who monitor the various items that require monitoring for 'change'. People that implement changes to the organisation's policy, strategy, etc. People within an organisation with responsibility for investigating, evaluating, recommending and implementing new tools and techniques, etc.

Document No: GNZ-012	Document Name: Asset Management Plan (AMP)	Effective from: 1 July 2022	Version: 11.0
Responsible Manager: General Manager	Approved by Directors: 30 June 2022	Page 100 of 103	

SCHEDULE 13: REPORT ON ASSET MANAGEMENT MATURITY (cont)

Question No.	Function	Question	Maturity Level 0	Maturity Level 1	Maturity Level 2	Maturity Level 3	Maturity Level 4
103	Corrective & Preventative action	How does the organisation investigate appropriate corrective and/or preventative actions to eliminate or prevent the cause of identified poor performance and non-conformance?	The organisation does not recognize the need to have systematic approaches to investigating corrective or preventative actions.	The organisation recognises the need to have systematic approaches to investigating corrective or preventative actions. There is ad-hoc implementation for corrective actions to address failures of assets but not the asset management system.	The need is recognized for systematic mitigation of preventive and corrective actions to address root causes of non-compliance or incidents identified by investigations, compliance evaluation or audit. It is only partially or inconsistently in place.	Mechanisms are consistently in place and effective for the systematic investigation of preventive and corrective actions to address root causes of non-compliance or incidents identified by investigations, compliance evaluation or audit.	The organization's processes(es) surpass the standard required to comply with requirements set out in a recognised standard. The assessor is advised to note in the Evidence section why this is the case and the evidence seen.
113	Continual Improvement	How does the organisation achieve continual improvement in the optimal combination of costs, asset related risks and the performance and condition of assets and asset systems across the whole life cycle?	The organisation does not consider continual improvement of these factors to be a requirement, or has not considered the issue.	A Continual Improvement ethos is recognized as beneficial, however it has just been started, and or covers partially the asset drivers.	Continuous improvement process(es) are set out and include consideration of cost risk, performance and condition for assets managed across the whole life cycle but it is not yet being systematically applied.	There is evidence to show that continuous improvement process(es) which include consideration of cost risk, performance and condition for assets managed across the whole life cycle are being systematically applied.	The organization's processes(es) surpass the standard required to comply with requirements set out in a recognised standard. The assessor is advised to note in the Evidence section why this is the case and the evidence seen.
115	Continual Improvement	How does the organisation seek and acquire knowledge about new asset management related technology and practices, and evaluate their potential benefit to the organization?	The organisation makes no attempt to seek knowledge about new asset management related technology or practices.	The organisation is inward looking, however it recognizes that asset management is not sector specific and other sectors have developed good practice and new ideas that could apply. Ad-hoc approach.	The organisation has initiated asset management communication within sector to share and, or identify 'new' to sector asset management practices and seeks to evaluate them.	The organisation actively engages internally and externally with other asset management practitioners, professional bodies and relevant conferences. Actively investigates and evaluates new practices and evolves its asset management activities using appropriate developments.	The organization's processes(es) surpass the standard required to comply with requirements set out in a recognised standard. The assessor is advised to note in the Evidence section why this is the case and the evidence seen.

Document No: GNZ-012	Document Name: Asset Management Plan (AMP)	Effective from: 1 July 2022	Version: 11.0
Responsible Manager: General Manager	Approved by Directors:	30 June 2022	Page 101 of 103

Commentary on difference between nominal and constant price capital expenditure forecasts (Schedule 11a)

1. In the box below, comment on the difference between nominal and constant price capital expenditure for the current disclosure year and the 10 year planning period, as disclosed in Schedule 11a.

Box 1: Commentary on difference between nominal and constant price capital expenditure forecasts

No difference – will re-evaluate for next year

Commentary on difference between nominal and constant price operational expenditure forecasts (Schedule 11b)

2. In the box below, comment on the difference between nominal and constant price operational expenditure for the current disclosure year and the 10 year planning period, as disclosed in Schedule 11b.

Box 2: Commentary on difference between nominal and constant price operational expenditure forecasts

5 to 20% for 2022-23, thereafter 2 % per annum – will re-evaluate for next year

Document No: GNZ-012	Document Name: Asset Management Plan (AMP)	Effective from: 1 July 2022	Version: 11.0
Responsible Manager: General Manager		Approved by Directors: 30 June 2022	Page 102 of 103

Appendix 3 – Schedule 17: Certification for Year-beginning Disclosures

Clause 2.9.1

We, Charles Peter Hazledine, and

Matthew James Doyle being directors of GasNet

Limited certify that, having made all reasonable enquiry, to the best of our knowledge:

- (a) the following attached information of GasNet Limited prepared for the purposes of clause 2.6.1, 2.6.3, 2.6.6 and 2.7.2 of the Gas Distribution Information Disclosure Determination 2012 in all material respects complies with that determination.
- (b) The prospective financial or non-financial information included in the attached information has been measured on a basis consistent with regulatory requirements or recognised industry standards.
- (c) The forecasts in Schedules 11a, 11b, 12a, 12b and 12c are based on objective and reasonable assumptions which both align with GasNet Limited's corporate vision and strategy and are documented in retained records.

Matthew Doyle
Director

Peter Hazledine
Director

~~29/6/22~~ 30/06/22 JTC.
Date

Document No: GNZ-012	Document Name: Asset Management Plan (AMP)	Effective from: 1 July 2022	Version: 11.0
Responsible Manager: General Manager		Approved by Directors: 30 June 2022	Page 103 of 103